



An Australian Government Initiative
Standard Business Reporting



PRODUCTION RELEASE – SUITABLE FOR USE

Standard Business Reporting

NT Revenue Office Payroll Tax Message Implementation Guide

Program name: *Standard Business Reporting*

Date: 9 December, 2010

Deleted: 22nd April



This document and its attachments are **Unclassified**



For further information or
questions, contact the SBR
Service Desk at
SBRServiceDesk@sbr.gov.au
or call +61 1300 488 231.

VERSION CONTROL

Version	Release date	Description of changes
1.0		Initial release
2.0		Production release – suitable for use
2.1	16 December, 2009	Addition of June and Annual Adjustment Return
2.2	22 April, 2010	Change to Payment Mechanism in Periodic Return Update Dimension Prefixes
2.3	09 December, 2010	Addition of Element to June and Annual Adjustment Calculate Response Message

ENDORSEMENT

APPROVAL

Helen Austin Chief Solutions Architect
Solutions Integration
Standard Business Reporting

Copyright

© Commonwealth of Australia 2009

This work is copyright. Use of this Information and Material is subject to the terms and conditions in the "SBR Disclaimer and Conditions of Use" which is available at <http://www.sbr.gov.au>. You must ensure that you comply with those terms and conditions. In particular, those terms and conditions include disclaimers and limitations on the liability of the Commonwealth and an indemnity from you to the Commonwealth and its personnel, the SBR Agencies and their personnel.

You must include this copyright notice in all copies of this Information and Material which you create. If you modify, adapt or prepare derivative works of the Information and Material, the notice must still be included but you must add your own copyright statement to your modification, adaptation or derivative work which makes clear the nature of your modification, adaptation or derivative work and you must include an acknowledgment that the adaptation, modification or derivative work is based on Commonwealth owned Information and Material.

Deleted: 2

Table of Contents

1	Introduction	6
1.1	Purpose	6
1.2	Audience and Scope	6
1.3	References	7
1.4	Change Management	7
2	General Instructions	8
2.1	Authorisation of Intermediaries	8
2.2	SBDH Variations	8
2.2.1	Business Documents	8
2.2.2	Attachments	8
2.2.3	Document Identifiers	8
2.2.4	Lodgement date and time interpretation	8
2.2.5	Duplicate Lodgements	8
2.3	Response Messages	9
2.3.1	Messages described in the MIG	9
2.3.2	Messages not described in the MIG	9
2.3.3	Messages not described at all	9
2.3.4	Tuples and Context	9
3	Business Overview	10
3.1	Schema Use by Date	11
4	XBRL Context Specifications	13
4.1	Context Specification – Reporting Party (RP)	13
4.2	Context Specification Reporting Party Group Status (RPGS)	14
4.2.1	“GroupStatus” context instances, labels and hypercubes	15
4.3	Context Specification –Reporting Party Government Agency (RPGA)	15
4.4	Dimension Domain Prefix version	16
4.4.1	Reporting Party Dimension:	17
4.4.2	Australian States Territories and Offshore Dimension	17
4.4.3	Group Status Dimension:	17
5	Periodic Return Interaction Model	18
5.1	Prerequisites	18
5.2	Service Summary	19
5.3	Calculate Periodic Payroll Service Specifications	19
5.3.1	Calculate Periodic Return Request Message	20
5.3.1.1	Discoverable Taxonomy Set References	20
5.3.1.2	Standard Business Document Header - Content	21
5.3.1.3	Standard Business Document Body – Content	21
5.3.2	Calculate Periodic Return Response Message	26
5.3.2.1	Discoverable Taxonomy Set References	26
5.3.2.2	Standard Business Document Header - Content	26
5.3.2.3	Standard Business Document Body - Content	27
5.4	Lodge Periodic Payroll Tax Specifications	30
5.4.1	Lodge Periodic Return Request Message	30
5.4.1.1	Discoverable Taxonomy Set References	30
5.4.1.2	Standard Business Document Header - Content	31
5.4.1.3	Standard Business Document Body - Content	31
5.4.2	Lodge Periodic Return Response Message	36
5.4.2.1	Discoverable Taxonomy Set References	36
5.4.2.2	Standard Business Document Header - Content	36
5.4.2.3	Standard Business Document Body - Content	37
6	June and Annual Adjustment Return Interaction	43

Deleted: 3

Deleted: 6

Deleted: 3

Deleted: 6

Deleted: 3

Deleted: 6

Deleted: 3

Deleted: 7

Deleted: 3

Deleted: 7

Deleted: 3

Deleted: 8

Deleted: 3

Deleted: 8

Deleted: 3

Deleted: 8

Deleted: 3

Deleted: 8

Deleted: 3

Deleted: 8

Deleted: 3

Deleted: 8

Deleted: 3

Deleted: 8

Deleted: 3

Deleted: 8

Deleted: 3

Deleted: 9

Deleted: 3

Deleted: 9

Deleted: 3

Deleted: 9

Deleted: 3

Deleted: 9

Deleted: 3

Deleted: 9

Deleted: 3

Deleted: 10

Deleted: 3

Deleted: 11

Deleted: 3

Deleted: 13

Deleted: 3

Deleted: 13

Deleted: 3

Deleted: 14

Deleted: 3

Deleted: 15

Deleted: 3

Deleted: 16

Deleted: 3

Deleted: 17

Deleted: 3

Deleted: 17

Deleted: 3

Deleted: 17

6.1	PreRequisites	43
6.2	Service Summary	44
6.3	Calculate Annual Adjustment Payroll Tax Specification	45
6.3.1	Calculate Annual Adjustment Return Request Message	45
6.3.1.1	Discoverable Taxonomy Set References.....	45
6.3.1.2	Standard Business Document Header - Content	46
6.3.1.3	Standard Business Document Body - Content.....	46
6.3.2	Calculate June and Annual Return Response Message.....	52
6.3.2.1	Discoverable Taxonomy Set References.....	52
6.3.2.2	Standard Business Document Header - Content	52
6.3.2.3	Standard Business Document Body - Content.....	53
6.4	Lodge June and Annual Return Payroll Tax Specification	56
6.4.1	Lodge June and Annual Return Request Message	56
6.4.1.1	Discoverable Taxonomy Set References.....	56
6.4.1.2	Standard Business Document Header - Content	57
6.4.1.3	Standard Business Document Body - Content.....	57
6.4.2	Lodge June and Annual Return Response Message	65
6.4.2.1	Discoverable Taxonomy Set References.....	65
6.4.2.2	Standard Business Document Header - Content	65
6.4.2.3	Standard Business Document Body - Content.....	66
7	List Interactions	73
7.1	List Outstanding Returns Specifications.....	73
7.1.1	List Outstanding Returns Request Message	73
7.1.1.1	Discoverable Taxonomy Set References.....	73
7.1.1.2	Standard Business Document Header - Content	73
7.1.1.3	Standard Business Document Body - Content.....	74
7.1.2	List Outstanding Returns Response Message	75
7.1.2.1	Discoverable Taxonomy Set References.....	75
7.1.2.2	Standard Business Document Header - Content	75
7.1.2.3	Standard Business Document Body - Content.....	76
7.2	List Historic Returns Summary.....	78
7.2.1	List Historic Return Request Message	78
7.2.1.1	Discoverable Taxonomy Set References.....	78
7.2.1.2	Standard Business Document Header - Content	78
7.2.1.3	Standard Business Document Body - Content.....	79
7.2.2	List Historic Return Response Message	80
7.2.2.1	Discoverable Taxonomy Set References.....	80
7.2.2.2	Standard Business Document Header - Content	80
7.2.2.3	Standard Business Document Body - Content.....	81
Appendix A	The Message Content Table Explained	83

Deleted: 3

Deleted: 44

Deleted: 3

Deleted: 45

Deleted: 3

Deleted: 46

Deleted: 3

Deleted: 46

Deleted: 3

Deleted: 46

Deleted: 3

Deleted: 47

Deleted: 3

Deleted: 47

Deleted: 3

Deleted: 53

Deleted: 3

Deleted: 53

Deleted: 3

Deleted: 53

Deleted: 3

Deleted: 54

Deleted: 3

Deleted: 57

Deleted: 3

Deleted: 57

Deleted: 3

Deleted: 57

Deleted: 3

Deleted: 58

Deleted: 3

Deleted: 58

Deleted: 3

Deleted: 66

Deleted: 3

Deleted: 66

Deleted: 3

Deleted: 66

Deleted: 3

Deleted: 67

Deleted: 3

Deleted: 74

Deleted: 3

Deleted: 74

Deleted: 3

Deleted: 74

Deleted: 3

Deleted: 74

Deleted: 3

Deleted: 75

Deleted: 3

Deleted: 76

Deleted: 3

Deleted: 76

List of Figures

Figure 1 – TRO Business Interaction Summary Prerequisites	10
Figure 2 - Periodic Workflow for NT	18
Figure 3 - Annual Workflow for NT	43

Terminology

For definition of the terminology and acronyms used within this document please refer to the glossary on the SBR website – Click

http://www.sbr.gov.au/Developers/SBR_Taxonomy/Glossary.aspx to go to the glossary.

The key words “MUST”, “MUST NOT”, “REQUIRED”, “SHALL”, “SHALL NOT”, “SHOULD”, “SHOULD NOT”, “RECOMMENDED”, “MAY”, and “OPTIONAL” in this document are to be interpreted as described in RFC 2119 <http://www.ietf.org/rfc/rfc2119.txt>. The use of the word “Mandatory” is to be read as “MUST”.

Deleted: 3

Deleted: 10

Deleted: 3

Deleted: 19

Deleted: 3

Deleted: 44

Deleted: 2

1 INTRODUCTION

1.1 PURPOSE

The purpose of this document is to support software developers and state agencies in the implementation of the SBR payroll tax reporting service for the Northern Territory. This document should be read in conjunction with the *State and Territory Revenue Office Payroll Tax Common Message Implementation Guide*.

1.2 AUDIENCE AND SCOPE

This document contains the necessary information required to support NT payroll tax implementation. It comprises:

- The NT specific implementations of the Payroll Tax reference model.
- Detailed descriptions of each interaction.
- Links to the XBRL implementation

Deleted: 2

1.3 REFERENCES

Ref	Document Link	Document description
1.	State and Territory Revenue Office Payroll Tax Common Message Implementation Guide Overview document can be downloaded at http://www.sbr.gov.au/Developers/Downloads/Common_components.aspx	This is the entry document to the individual SRO MIGS. This document provides a holistic view of the SRO payroll tax solutions and highlights where opportunities for consistent solutions have been adopted.
2.	The SBR Web Service Implementation Guide document can be downloaded at http://www.sbr.gov.au/Developers/Downloads/Common_components.aspx	Technical interface data that is common to all business processes and messages that use the SBR channel: <ul style="list-style-type: none">• Web service protocol specifications• Standard message header structure• Standard error codes• Authentication protocol and trust broker
3.	The SBR Taxonomy Architecture document can be downloaded at http://www.sbr.gov.au/Developers/Downloads/Common_components.aspx	Reference document that describes the structure of the SBR taxonomy, its naming conventions, release management and change control, and how each business interaction fits within the architecture.
4.	The Software Developer Kit documentation can be accessed at http://www.sbr.gov.au/Developers/Software_developers_kit/SDK_Guide.aspx	Reference information for software developers using the SBR software developer kit

1.4 CHANGE MANAGEMENT

If a material change is required to the TRO Message Implementation Guide, the document will be re-released. The Taxonomy Approval Committee must approve any change.

Deleted: 2

2 GENERAL INSTRUCTIONS

This section provides instructions that are relevant across all collaborations and messages specified within this document.

2.1 AUTHORISATION OF INTERMEDIARIES

A business may nominate individuals to act on its behalf with respect to Payroll Tax in the Northern Territory. User authorisation levels are maintained in the TRO web application (TRMeR). For every request message, the TRO system will ensure that the sender of the message is authorised to perform the requested action on behalf of the reporting party (employer). Within this MIG, the role of an intermediary is not distinguished from that of a business, with respect to the lodgement of a particular report.

2.2 SBDH VARIATIONS

The WIG describes the SBDH content in detail. Described in this section are only variations from what is defined in the WIG.

2.2.1 Business Documents

Only one business document in the Standard Business Document Body (SBDB) per message will be accepted for TRO request messages. Any request message containing more than one business document will be rejected with the standard SBR message code SBR.GEN.FAULT.TOOMANYINSTANCES.

2.2.2 Attachments

No attachments will be accepted or provided for TRO interactions. Any messages containing attachments will be rejected with the standard SBR message code SBR.GEN.FAULT.TOOMANYATTACHMENTS..

2.2.3 Document Identifiers

The sbdm:Lodgement.Receipt.Identifier will be populated in the Lodge Periodic Return Response message to uniquely identify a lodgement. This identifier is generated by TRO and will be populated for successful lodgements only.

The sbdm:Lodgement.Receipt.Identifier will also be used in the XBRL body of the ListHistoricReports response message to identify a past successful lodgement.

2.2.4 Lodgement date and time interpretation

The SBDH contains a lodgement receipt date and time. This is contained in the element Lodgement.Receipt.Datetime, is in xs:dateTime format and will be provided in UTC time (not local). TRO will populate this element for the Lodge Periodic Return.Response message only.

2.2.5 Duplicate Lodgements

A TRO Periodic Payroll Tax return may be lodged once only, irrespective of the channel. There is no option to amend the Lodgement via any means other than by directly contacting TRO. To assist software developers, in those situations where a return is lodged for the ABN and

Deleted: 2

reporting period is lodged the original Transaction Number will be returned in the sbdm:Lodgement.Receipt.Identifier field of the response. A warning level message event (**NT.OSR.WARN.900**) will also be returned.

2.3 RESPONSE MESSAGES

2.3.1 Messages described in the MIG

Where business rules associated with data elements are clear and constitute simple validation, they have been described in the business message content tables. For each business rule, an associated response message code is defined. This code will be returned if the error is encountered during agency processing of the message. A description of response message coding can be found in Appendix A of this document.

2.3.2 Messages not described in the MIG

Some business rules are implemented within TRO's Payroll Tax processing system and cannot be expressed as rule implementations against specific XBRL data elements. However, these messages are listed in the NT SBR Response Message Repository.

The messages will adhere to the same format as all other messages, as detailed below:

Message Event Item	Value
Message.Event.Item.Error.Code	NT.OSR.AUTH.303
Message.Event.Item.Severity.Code	Error
Message.Event.Item.Short.Description	ABR device credential not recognized for ABN {ABN}
Message.Event.Item.Detailed.Description	The ABR device credential used for this transaction has not been associated for this Payroll tax client. Please contact the Territory Revenue Office for registration and association of the credential

2.3.3 Messages not described at all

There may be limited messages produced by TRO's TRMeR and other back-end systems that have not been documented. They will be returned in the format as described above.

2.3.4 Tuples and Context

All facts reported in a tuple must use the same context.

Deleted: 2

3 BUSINESS OVERVIEW

The following diagram illustrates all possible interactions between a client and the Northern Territory Revenue Office (TRO)

The top half shows all interactions currently available to the Client via the TRO web application – TRMeR (<https://www.secure.revenue.nt.gov.au>).

The interactions which will be available via the SBR platform are shown in the second half of Figure 1.

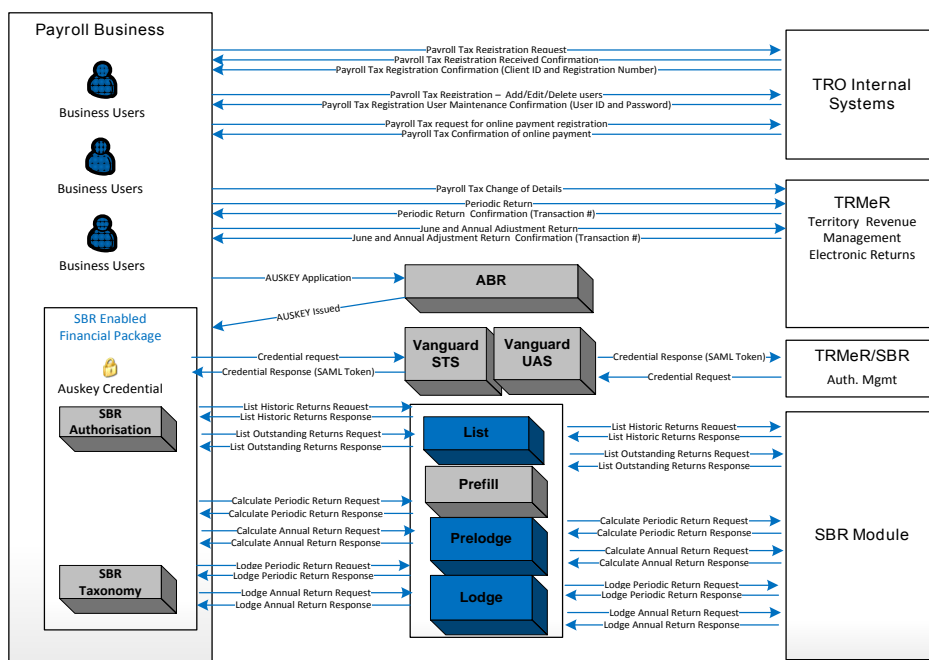


Figure 1 – TRO Business Interaction Summary Prerequisites

- To successfully lodge an electronic return with the Northern Territory Revenue Office (TRO) the employer and lodging party must complete and lodge two TRO registration forms as follows:
 1. Firstly, the employer (the taxpayer) must register for Payroll Tax by completing the 'Application for registration as an employer' form (F-PRT-001), which includes the supply of a valid ABN.
 2. Secondly, the lodging party (the user) must:
 - a) if the user is a natural person who will use a personal credential, complete a user registration form for the use of the TRO's online portal, Territory Revenue Management electronic Returns (TRMeR), by completing the 'TRMeR New User Registration' form (F-PRT-010). This form also includes a declaration by the

Deleted: 2

taxpayer confirming that the nominated user is 'Authorised' to interact with the TRO on the taxpayer's behalf. The declaration must be completed separately for all taxpayers that the user intends to represent within the TRMeR online portal. Once registered the user will be issued a username and password. This credential (username and password) is used to log into and interact with the TRMeR online portal; or

b) if the user is a business that will use a device credential, complete a Device Credential Registration Form registering their credential with TRO. This form also includes a declaration by the taxpayer confirming that the nominated device credential is 'Authorised' to interact with the TRO on the taxpayer's behalf

- The Application for registration as an employer (F-PRT-001); and TRMeR New User Registration (F-PRT-010) is available for download from the Territory Revenue Office website: <http://www.revenue.nt.gov.au>. The Device Credential Registration Form will be available when developed¹.
- Before submitting a return with TRO via the SBR channel the user must have obtained an Auskey credential and perform a once-only association between the Auskey credential and the TRMeR credential. The association process is completed by the user within the TRMeR online portal. After completing the once-only association process the user will be able to interact with TRMeR application using their Auskey credential².
- Before a return will be accepted via the SBR channel the following two conditions must be met:
 1. The ABN supplied within the return must match a registered taxpayer ABN; and
 - 2.** The Auskey credential must be authorised by association to an existing TRMeR registered taxpayer
- Payment of a tax liability is made separate to submitting a return and is completed:
 - a) via the NTG internet payment gateway (NTGIPG) portal (requires a separate registration with NTGIPG);
 - b)** by submitting a cheque quoting the transaction details as supplied in the lodgement receipt notice;
 - c)** by making a cash payment at the TRO's office;
 - d)** by Electronic Funds Transfer (EFT); or
 - e)** by BPay (the business is advised of their BPay Biller code at the time of registration as an employer for payroll tax in the Northern Territory)

Alternatives a,b and e will be presented to SBR users in the response message

3.1 SCHEMA USE BY DATE

The TRO will support all versions of taxonomies on the condition that the taxonomy complies with the NT legislative requirements in effect for the period to which the submitted report relates. Should a change in legislation necessitate a change to the taxonomy (a mandatory breaking change), the TRO will not accept a report submitted for periods after the mandatory breaking change using earlier versions of the taxonomy.

TRO will accept the Lodgement of returns for periods prior to the current reporting period, subject to the conditions outlined above.

¹ An online registration process is currently being developed

² This applies to Personal Credentials only

Deleted: 2

Deleted: 2

4 XBRL CONTEXT SPECIFICATIONS

The following sections define the context specifications that will be used within this MIG. The context types are allocated to the individual data elements within the message specifications below.

4.1 CONTEXT SPECIFICATION – REPORTING PARTY (RP)

This context type qualifies facts by the reporting party (i.e. the primary entity to which the report directly relates) and their jurisdiction, in this case Northern Territory.

XBRL Instance Context Data Concept	Requirement	Instructions/Rules	Rule Imp	SBR Msg code
Context Identifier	Mandatory	This is a unique identifier used to link the data element to a defined XBRL context. SBR is recommending a four character id starting with "C" and a three digit sequential number for each context e.g. C001 1. Must be a valid value	1. XBRL	1. NA
Entity Identifier	Mandatory	This field must be set to the ABN that the business document instance relates to. 1. Must be a valid ABN 2. ABN must be registered with receiving agency	1. MIG 2. MIG	1. SBR.GEN.GEN.1 2.SBR.GEN.GEN.13
Entity Identifier Scheme	Mandatory	1. This field must be set to http://www.abr.gov.au/abn	1. MIG	1. SBR.GEN.GEN.14
Entity Segment	Mandatory	1.Explicit member dimension ReportPartyType set to: "{domainprefix}:ReportingParty". See section 4.4.1 to determine which dimension domain prefix should be used.	1.MIG	1. SBR.GEN.GEN.15
	Mandatory	1. Explicit member dimension AustralianStatesTerritoriesAndOffShoreAreas set to "{domainprefix}:NT". See section 4.4.1 to determine which dimension domain prefix should be used.	1. MIG	1. SBR.GEN.GEN.15
Period Type	Mandatory			

Deleted: h01.02.01:

Deleted: .2

XBRL Instance Context Data Concept	Requirement	Instructions/Rules	Rule Imp	SBR Msg code
Period Date - Start Date	Mandatory	1. Instructions & rules for both the Start and End Date will be provided at the message level.	1. NA	1. NA
Period Date - End Date	Mandatory			

4.2 CONTEXT SPECIFICATION REPORTING PARTY GROUP STATUS (RPGS)

This context is required to identify the reporting party, their jurisdiction and the group member structure they are reporting under.

XBRL Instance Context Data Concept	Requirement	Instructions/Rules	Rule Imp	SBR Msg code
Context Identifier	Mandatory	This is a unique identifier used to link the data element to a defined XBRL context. SBR is recommending a four character id starting with "C" and a three digit sequential number for each context e.g. C001 1. Must be a valid value	1. XBRL	1. NA
Entity Identifier	Mandatory	This field must be set to the ABN that the business document instance relates to. 1. Must be a valid ABN 2. ABN must be registered with receiving agency	1. MIG 2. MIG	1. SBR.GEN.GEN.1 2. SBR.GEN.GEN.13
Entity Identifier Scheme	Mandatory	1. This field must be set to http://www.abr.gov.au/abn	1. MIG	1. SBR.GEN.GEN.14
Entity Segment	Mandatory	1. Explicit member dimension ReportPartyType set to: "{domainprefix}:ReportingParty". See section 4.4.1 to determine which dimension domain prefix should be used.	1. MIG	1. SBR.GEN.GEN.15
	Mandatory	1. Explicit member dimension AustralianStatesTerritoriesAndOffShoreAreas set to "{domainprefix}:NT" See section 4.4.1 to determine which dimension domain prefix should be used.	1. MIG	1. SBR.GEN.GEN.15

Deleted: h01.02.01

Deleted: .2

XBRL Instance Context Data Concept	Requirement	Instructions/Rules	Rule Imp	SBR Msg code
	Mandatory	1. Explicit member dimension EmployerGroupStatus set to one of the following values: <ul style="list-style-type: none"> "EmpGrpSts.02.04.DGE" - Designated Group Employer "EmpGrpSts.02.04.NGE" - Non Grouped Employer "EmpGrpSts.02.04.GE" - Grouped Employer 	1. MIG	1. SBR.GEN.GEN.15
Period Type	Mandatory			
Period Date - Start Date	Mandatory	1. Instructions & rules for both the Start and End Date will be provided at the message level.	1. NA	1. NA
Period Date - End Date	Mandatory			

Deleted: ³**Deleted:** {DomainPrefix}**Deleted:** {DomainPrefix};**Deleted:** {DomainPrefix};

Deleted: ¶
See section 4.4.2 to determine which version of the dimension domain prefix should be used .

4.2.1 "GroupStatus" context instances, labels and hypercubes

The table below lists a specific instance of the context specification above that will be used only within the Annual Return Lodge Request messages.

Context instance MIG Label	ABN	Dimensions with constrained values			Instructions/Rules	Rule Imp	SBR Msg code
		Report Party Type	Australian States Territories and Off Shore Areas	Group Status			
ReportingPartyNT GroupStructureGE (RPGM)	Grouped Member ABN	ReportingParty	AuStsTerrOS.02.01 .NT	GE	Start and End Date are the same as the period for the related DGE context.	1. MIG	1. SBR.GEN.GEN.18

Deleted: h01:02.01**Deleted:** GroupStatusGroupMember**Deleted:** GSGM

4.3 CONTEXT SPECIFICATION –REPORTING PARTY GOVERNMENT AGENCY (RPGA)

This context is required to identify the reporting party (in this case the Government agency) and their jurisdiction.

Deleted: .2

XBRL Instance Context Data Concept	Requirement	Instructions/Rules	Rule Imp	SBR Msg code
Context Identifier	Mandatory	This is a unique identifier used to link the data element to a defined XBRL context. SBR is recommending a four character id starting with "C" and a three digit sequential number for each context e.g. C001 1. Must be a valid value	1. XBRL	1. NA
Entity Identifier	Mandatory	1. This field must be set to the ABN of TRO	1. MIG	1.NA
Entity Identifier Scheme	Mandatory	1. This field must be set to http://www.abr.gov.au/abn	1. MIG	1.NA
Entity Segment	Mandatory	1.Explicit member dimension ReportPartyType set to "{DomainPrefix}:ReportingParty". See section 4.4.1 to determine which dimension domain prefix should be used."	1. MIG	1. SBR.GEN.GEN.15
Period Type	Mandatory	The period type must be set to the following start date and end date		
Period Date - Start Date	Mandatory	1. Instructions & rules for both the Start and End Date will be provided at the message level.	1. NA	1. NA
Period Date - End Date	Mandatory			

4.4 DIMENSION DOMAIN PREFIX VERSION

NT has multiple collaborations specified within this MIG and each collaboration is using different versions of dimension domain prefixes. The following tables have been provided so that the software developer can be certain that the correct dimension domain prefix value is being used:

Deleted: .2

4.4.1 Reporting Party Dimension:

Collaboration	Message	Dimension Domain value
Periodic	Calculate Request and Response and Lodge Request	RprtPyType.02.03
	Lodge Response	RprtPyType.02.03
Annual	All messages	RprtPyType.02.03
Common (List Services)	All messages	RprtPyType.02.01

Deleted: h04.02.01

Deleted: h04.02.02

Deleted: h04.02.01

4.4.2 Australian States Territories and Offshore Dimension

Collaboration	Message	Dimension Domain Prefix
Periodic	All Messages	h01.02.01
Annual	All messages	AuStsTerrOS.02.01
Common (List Services)	NA	AuStsTerrOS.02.01

Deleted: h01.02.01

Deleted: h01.02.01

Deleted: ¶

4.4.3 Group Status Dimension:

Collaboration	Message	Dimension Domain Prefix
Periodic	Calculate Request and Response and Lodge Request	EmpGrpSts.02.04
	Lodge Response	EmpGrpSts.02.04
Annual	All messages	EmpGrpSts.02.04
Common (List Services)	NA	NA

Deleted: h02.02.01

Deleted: h04.02.02

Deleted: .2

5 PERIODIC RETURN INTERACTION MODEL

The NT Periodic Payroll Tax Return (PTMR) allows a Northern Territory Revenue Office (TRO) registered client to satisfy their monthly reporting obligations for the lodgement of a payroll tax liability for the nominated return month.

The Client's legal obligation for the TRO Periodic Return is deemed to have been met on receipt of a payment for the return month. The payment for the corresponding return period must be received within 21 days after the conclusion of the return month.

This following diagram describes the sequence / workflow of periodic return interactions provided via the SBR channel.

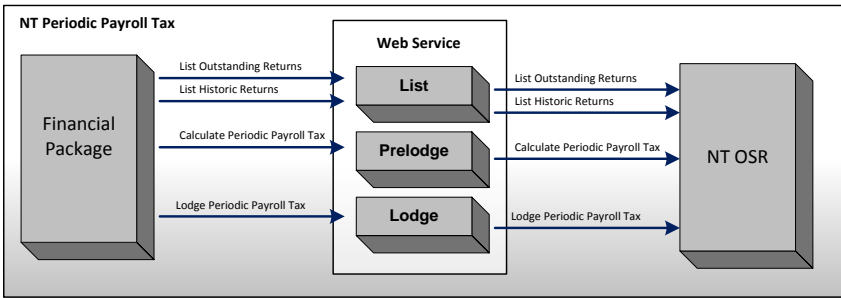


Figure 2 - Periodic Workflow for NT

5.1 PREREQUITES

Refer to Section 3 of this document. In addition the following conditions apply:

- For Periodic Lodgement, the company must be registered with TRO for periodic payments

Deleted: 2

5.2 SERVICE SUMMARY

The workflow defined above represents the abstract process model for the periodic payroll tax return. The following defines the optionality and repeatability of the service execution. Where a service is identified as “*Mandatory*” then the Software Developer must implement this service as the service needs to be executed by the business in order to complete the transaction. Repeatability indicates if the service can execute the service more than once – “*Yes*” meaning that a service can be executed multiple times.

	Service Name	Mandatory	Repeatability
1.	List Historic Returns This service will enable clients to view a summary listing of their Lodgements for the requested return period.	No	Yes
2.	List Outstanding Returns This service will enable clients to view a list of returns that are outstanding/overdue	No	Yes
3.	Calculate Periodic PayrollTax This service allows a client to submit their periodic return prior to formally lodging, to calculate the tax liability and be validated accordingly.	No	Yes
4.	Lodge Periodic PayrollTax This service enables clients to lodge their Payroll Tax periodic return. Once a return has been lodged via this service, the client will not be able to lodge another return for that period. Clients will need to contact the NT Revenue office directly if resubmission or adjustment is required.	Yes	No

5.3 CALCULATE PERIODIC PAYROLL SERVICE SPECIFICATIONS

Interaction Name	Calculate Periodic
Description	The intent of this transaction is to provide businesses the opportunity to calculate their payroll tax liability prior to the act of lodgement. I.e. for TRO to determine the businesses liability and amount payable based on the information provided. No information is persisted as a result of this interaction.
Stakeholders	Business, State Revenue Offices
Pre-conditions	Business has populated the periodic return with all required information needed to complete the return
Post-conditions	Business is provided with the payroll tax obligation as calculated by the TRO. This service can be called multiple times.
Initiating party	Business

Deleted: 2

Channel	SBR
Core Service Map	PreLodge

5.3.1 Calculate Periodic Return Request Message

5.3.1.1 Discoverable Taxonomy Set References

Schema	<i>ptmrnt.0001.calculate.request.02.00.report.xsd</i>
Linkbases	<i>ptmrnt.0001.calculate.request.02.00.presLink.xml</i>
	<i>ptmrnt.0001.calculate.request.02.00.labLinkInfoCls.xml</i>
	<i>ptmrnt.0001.calculate.request.02.00.defLink.xml</i>
	<i>ptmrnt.0001.calculate.request.02.00.refLink.xml</i>
Example Instance	<i>ptmrnt.0001.calculate.request.02.00.sample.instance.xml</i>

Deleted: 2

5.3.1.2 Standard Business Document Header - Content

The WIG provides the specification of the SBDH. The following table specifies the message specific data element values or any variations to the WIG.

Attribute Name	Instructions/Rules	Rule Imp	SBR Msg Code
sbdm:Message.Type.Text	Mandatory - Value must be "ptmrnt.0001.calculate.request"	1. MIG	1. SBR.GEN.GEN.4

5.3.1.3 Standard Business Document Body – Content

The following describes the facts and context required to be supplied within the XBRL instance document populated into the SBDB element BusinessDocument.instance.text

5.3.1.3.1 Calculate Periodic Request XBRL Context

The Calculate Request message requires the following Context specification – see section 3 for details:

Context Spec	Hypercube Name	Associated Segment Dimensions	Instructions / Rules	Rule Imp.	SBR Msg Code
RPGS	ReportingPartyNTGroupStructure	ReportPartyType, AustralianStatesTerritoriesAndOffShoreAreas, EmployerGroupStatus	1. Context must only be used once within the instance document	1. MIG	1. SBR.GEN.GEN.19
			2.The start and End date must be for the same calendar month	2. MIG	2. SBR.GEN.GEN.18
			3. June is not a valid Lodgement month	3.MIG	2. SBR.GEN.GEN.20
			4. Start and End Dates must fall within the period in which the company is eligible for payroll in the NT	4..MIG	3. NT.OSR.GEN.007
			5. Start Date cannot be in the future	5.MIG	4.. NT.OSR.GEN.030
					5.. NT.OSR.GEN.022

Deleted: 2

5.3.1.3.2 Calculate Periodic Return Request Message Content Table

The following table contains the facts required in the NT Calculate Request instance document.

Context – ReportingPartyGroupStatus(RPGS)				
Seq No.	XBRL Fact	Rules	Rule Imp.	SBR Message Code
<u>1.</u>	Remuneration.WagesAndSalaries.TaxableStateAndInterstateTotal.Amount ⁴	1. If supplied, the value must be greater than zero 2. If supplied, the value must not be less than the Salaries and wages paid in the NT for the Month (Element at Seq 15) 3.If supplied, must be a valid currency amount	1. MIG 2. MIG 3. MIG	1. NT.OSR.GEN.018 2.NT.OSR.GEN.020 3. NT.OSR.GEN.003
<u>2.</u>	EmploymentConditions.WorkersCompensationPayments.Amount	1. Mandatory 2. Value must be greater than or equal to zero 3. Must be a valid currency amount	1. MIG 2. MIG 3. MIG	1.NT.OSR.GEN.006 2.NT.OSR.GEN.018 3. NT.OSR.GEN.003
<u>3.</u>	FringeBenefitsTax.Type2GrossedUp.Amount	1. Mandatory 2. Value must be greater than or equal to zero 3. Must be a valid currency amount	1. MIG 2. MIG 3. MIG	1.NT.OSR.GEN.006 2.NT.OSR.GEN.018 3. NT.OSR.GEN.003

⁴ This value is optional. If supplied, it represents the value of all Wages and Salaries paid in Australia (including the NT) by the Reporting Party during the return MONTH. The value is used in the calculation of the General Exemption if the nominated GED method = 'A' (Actual Method). If the GED method = 'E' (Estimate Method) then the value supplied in this field will not be used – and the previous years actual payroll amount is used in the calculation (based on the figure supplied in the previous Annual Adjust Return). The GED Method values are set by the business client in the TRMeR web portal and are stored by TRO, and will be returned to the client in the response message for informational purposes.

Deleted: 2

Context – ReportingPartyGroupStatus(RPGS)				
Seq No.	XBRL Fact	Rules	Rule Imp.	SBR Message Code
<u>4.</u>	Remuneration.CommissionsBonusesAndAllowances.Amount	1. Mandatory 2. Value must be greater than or equal to zero 3. Must be a valid currency amount	1. MIG 2. MIG 3. MIG	1.NT.OSR.GEN.006 2.NT.OSR.GEN.018 3. NT.OSR.GEN.003
<u>5.</u>	Remuneration.EmployeeSharesAndOptions.Amount	1. Mandatory 2. Value must be greater than or equal to zero 3. Must be a valid currency amount	1. MIG 2. MIG 3. MIG	1.NT.OSR.GEN.006 2.NT.OSR.GEN.018 3. NT.OSR.GEN.003
<u>6.</u>	Remuneration.EmployerSuperannuationContributionsIncludingSalarySacrificeEarnings.Amount	1. Mandatory 2. Value must be greater than or equal to zero 3. Must be a valid currency amount	1. MIG 2. MIG 3. MIG	1.NT.OSR.GEN.006 2.NT.OSR.GEN.018 3. NT.OSR.GEN.003
<u>7.</u>	Remuneration.EmploymentTermination.Payments.Amount	1. Mandatory 2. Value must be greater than or equal to zero 3. Must be a valid currency amount	1. MIG 2. MIG 3. MIG	1.NT.OSR.GEN.006 2.NT.OSR.GEN.018 3. NT.OSR.GEN.003
<u>8.</u>	Remuneration.Fees.Directors.Amount	1. Mandatory 2. Value must be greater than or equal to zero 3. Must be a valid currency amount	1. MIG 2. MIG 3. MIG	1.NT.OSR.GEN.006 2.NT.OSR.GEN.018 3. NT.OSR.GEN.003

Deleted: 2

Context – ReportingPartyGroupStatus(RPGS)				
Seq No.	XBRL Fact	Rules	Rule Imp.	SBR Message Code
<u>9.</u>	Remuneration.WagesAndSalaries.ApprenticesTraineesAndGraduates.Amount	1. Mandatory 2. Value must be greater than or equal to zero 3. Must be a valid currency amount	1. MIG 2. MIG 3. MIG	1.NT.OSR.GEN.006 2.NT.OSR.GEN.018 3. NT.OSR.GEN.003
<u>10.</u>	Remuneration.WagesAndSalaries.ContractorsPayments.Amount	1. Mandatory 2. Value must be greater than or equal to zero 3. Must be a valid currency amount	1. MIG 2. MIG 3. MIG	1.NT.OSR.GEN.006 2.NT.OSR.GEN.018 3. NT.OSR.GEN.003
<u>11.</u>	Remuneration.WagesandSalaries.DefenceForces.Amount	1. Mandatory 2. Value must be greater than or equal to zero 3. Must be a valid currency amount	1. MIG 2. MIG 3. MIG	1.NT.OSR.GEN.006 2.NT.OSR.GEN.018 3. NT.OSR.GEN.003
<u>12.</u>	Remuneration.WagesandSalaries.ExemptOther.Amount	1. Mandatory 2. Value must be greater than or equal to zero 3. Must be a valid currency amount	1. MIG 2. MIG 3. MIG	1.NT.OSR.GEN.006 2.NT.OSR.GEN.018 3. NT.OSR.GEN.003
<u>13.</u>	Remuneration.WagesandSalaries.MaternityLeave.Amount	1. Mandatory 2. Value must be greater than or equal to zero 3. Must be a valid currency amount	1. MIG 2. MIG 3. MIG	1.NT.OSR.GEN.006 2.NT.OSR.GEN.018 3. NT.OSR.GEN.003

Deleted: 2

Context – ReportingPartyGroupStatus(RPGS)				
Seq No.	XBRL Fact	Rules	Rule Imp.	SBR Message Code
<u>14.</u>	Remuneration.WagesAndSalaries.OverseasExemptAfter6Months.Amount	1. Mandatory 2. Value must be greater than or equal to zero 3. Must be a valid currency amount	1. MIG 2. MIG 3. MIG	1.NT.OSR.GEN.006 2.NT.OSR.GEN.018 3. NT.OSR.GEN.003
<u>15.</u>	Remuneration.WagesAndSalaries.Payments.Amount	1. Mandatory 2. Value must be greater than or equal to zero 3. Must be a valid currency amount	1. MIG 2. MIG 3. MIG	1.NT.OSR.GEN.006 2.NT.OSR.GEN.018 3. NT.OSR.GEN.003
<u>16.</u>	Remuneration.WagesAndSalaries.TaxablePayrollOther.Amount	1. Mandatory 2. Value must be greater than or equal to zero 3. Must be a valid currency amount	1. MIG 2. MIG 3. MIG	1.NT.OSR.GEN.006 2.NT.OSR.GEN.018 3. NT.OSR.GEN.003

Deleted: 2

5.3.2 Calculate Periodic Return Response Message

5.3.2.1 Discoverable Taxonomy Set References

Schema	<i>ptmrnt.0001.calculate.response.02.00.report.xsd</i>
Linkbases	<i>ptmrnt.0001.calculate.response.02.00.presLink.xml</i>
	<i>ptmrnt.0001.calculate.response.02.00.labLinkInfoCls.xml</i>
	<i>ptmrnt.0001.calculate.response.02.00.defLink.xml</i>
	<i>ptmrnt.0001.calculate.response.02.00.refLink.xml</i>
Example Instance	<i>ptmrnt.0001.calculate.response.02.00.sample.instance.xml</i>

5.3.2.2 Standard Business Document Header - Content

The Web Services Implementation Guide (WIG) provides the specification of the SBDH. The following table specifies the message specific data element values or any variations to the WIG.

Attribute Name	Instructions/Rules
sbdm:Message.Type.Text	Mandatory - Value must be "ptmrnt.0001.calculate.response"

Deleted: 2

5.3.2.3 Standard Business Document Body - Content

5.3.2.3.1 Calculate Periodic Return Response XBRL Context

The Calculate Response message requires the following Context specification – see section 3 for details:

Context Spec	Hypercube Name	Associated Segment Dimensions	Instructions / Rules
RP	ReportingPartyNT	ReportPartyType, AustralianStatesTerritoriesAndOffShoreAreas	1. Context will only be used once within the instance document 2.Period dates will be set to start and end dates of the month to which the report relates ⁵
RPGS	ReportingPartyNTGroupStructure	ReportPartyType, AustralianStatesTerritoriesAndOffShoreAreas, EmployerGroupStatus	1. Context will only be used once within the instance document 2.Period dates will be set to start and end dates of the month to which the report relates
RPGA	GovernmentAgency	GovernmentAgency	1. Context must only be used once within the instance document 2.Period dates will be set to start and end dates of the month to which the report relates

⁵ These will be same values as sent in the Calculate Periodic Request message

Deleted: 2

5.3.2.3.2 Calculate Periodic Return Response Message Content Table

The following table contains the facts provided in the instance document.

Context – ReportingParty (RP)		
Seq No.	XBRL Fact	Rules
1.	Lodgement.Due.Date	1. Mandatory
2.	PayrollTax.Deduction.ActualOrEstimateMethod.Code	1. Optional
3.	PayrollTax.Deduction.ThresholdClaimed.Indicator	1. Mandatory
4.	PayrollTax.PayableTaxCalculated.Amount	1. Mandatory
5.	PayrollTax.TaxableCalculated.Amount	1. Mandatory

Context -ReportingPartyGroupStatus (RPGS)		
Seq No.	XBRL Fact	Rules
6.	OrganisationNameDetails (tuple one)	
<u>6.1.</u>	OrganisationNameDetails.OrganisationalNameType.Code	1. Mandatory 2. Value is: 'MN'
<u>6.2.</u>	OrganisationNameDetails.OrganisationalName.Text	1. Mandatory
7.	Remuneration.WagesAndSalaries.TaxableStateTotal.Amount	1. Mandatory
8.	Remuneration.WagesandSalaries.ExemptTotal.Amount	1. Mandatory

Deleted: 2

Context -ReportingPartyGroupStatus (RPGS)		
Seq No.	XBRL Fact	Rules
9.	Remuneration.WagesAndSalaries.GrossStateIncludingExemptWagesTotal.Amount	1. Mandatory

Context – GovernmentAgency		
Seq No.	XBRL Fact	Rules
10.	PayrollTax.Deduction.AnnualMaximumThreshold.Amount	<u>1.</u> Mandatory
11.	PayrollTax.Deduction.PeriodicFixed.Amount	<u>1.</u> Mandatory
12.	TaxRate (tuple one)	
<u>12.1.</u>	TaxRate.Type.Code	1. Mandatory
<u>12.2.</u>	TaxRate.Designation.Rate	1. Mandatory

Deleted: 2

5.4 LODGE PERIODIC PAYROLL TAX SPECIFICATIONS

Interaction Name	Lodge Periodic Return
Description	The purpose of this transaction is for the business to formally lodge their periodic tax return with TRO.
Stakeholders	Business, State Revenue Offices
Pre-conditions	Business must have run their payroll for the reporting period and be registered with TRO The business may also have optionally calculated their tax liability using the pre-lodge (calculate) service.
Post-conditions	Business has formally advised the state revenue office of the self assessed obligation and the amount that will be paid. The TRO has a non-repudiable audit trail of the lodged commitment. In the event that a Business wishes to amend a previously lodged periodic return, they must contact the TRO (as per the current process). Resubmission of periodic returns via SBR or the Web application (TRMeR) is not permitted
Initiating party	Business
Channel	SBR
Core Service Map	Lodge

5.4.1 Lodge Periodic Return Request Message

5.4.1.1 Discoverable Taxonomy Set References

Schema	<i>ptmrnt.0001.lodge.request.02.00.report.xsd</i>
Linkbases	<i>ptmrnt.0001.lodge.request.02.00.presLink.xml</i>
	<i>ptmrnt.0001.lodge.request.02.00.labLinkInfoCls.xml</i>
	<i>ptmrnt.0001.lodge.request.02.00.defLink.xml</i>
	<i>ptmrnt.0001.lodge.request.02.00.refLink.xml</i>
Example Instance	<i>ptmrnt.0001.lodge.request.02.00.sample.instance.xml</i>

Deleted: 2

5.4.1.2 Standard Business Document Header - Content

The Web Services Implementation Guide (WIG) provides the specification of the SBDH. The following table specifies the message specific data element values or any variations to the WIG.

Attribute Name	Instructions/Rules	Rule Imp	SBR Msg Code
sbdm:Message.Type.Text	Mandatory - Value must be "ptmrnt.0001.lodge.request"	1. MIG	1. SBR.GEN.GEN.4

5.4.1.3 Standard Business Document Body - Content

The following describes the facts and context required to be supplied within the XBRL instance document populated into the SBDB element BusinessDocument.instance.text

5.4.1.3.1 Lodge Periodic Return Request XBRL Context

The Lodge Request message requires the following Context specifications – see section 3 for details:

Context Spec	Hypercube Name	Associated Segment Dimensions	Instructions / Rules	Rule Imp.	SBR Msg Code
RPGS	ReportingPartyNTGroupStructure	ReportPartyType, AustralianStatesTerritoriesAnd OffShoreAreas,EmployerGroupStatus	1. Context must only be used once within the instance document 2. The start and End date must be for the same calendar month 3. June is not a valid Lodgement month 4. Start and End Dates must fall within the period in which the company is liable for payroll in the NT 5. Start Date cannot be in the future	1. MIG 2. MIG 3. MIG 4. MIG 5. MIG	1. SBR.GEN.GEN.19 2. SBR.GEN.GEN.18 2. SBR.GEN.GEN.20 3. NT.OSR.GEN.007 4. NT.OSR.GEN.030 5. NT.OSR.GEN.022

Deleted: 2

5.4.1.3.2 Lodge Periodic Return Request Message Content Table

The following table contains the facts required within the NT Lodge Request instance document. To ensure that the following table is interpreted correctly please Refer to Appendix A for a detailed description of each column.

Context – ReportingPartyGroupStatus (RPGS)				
Seq No.	XBRL Fact	Rules	Rule Imp.	SBR Message Code
<u>1.</u>	Remuneration.WagesAndSalaries.TaxableStateAndInterstateTotal.Amount ⁶	1. If supplied, the value must be greater than zero 2. If supplied, the value must not be less than the Salaries and wages paid in the NT for the Month (Element at Seq 15) 3. Must be a valid currency amount	1. MIG 2. MIG 3. MIG	1. NT.OSR.GEN.018 2. NT.OSR.GEN.020 3. NT.OSR.GEN.003
<u>2.</u>	EmploymentConditions.WorkersCompensationPayments.Amount	1. Mandatory 2. Value must be greater than or equal to zero 3. Must be a valid currency amount	1. MIG 2. MIG 3. MIG	1. NT.OSR.GEN.006 2. NT.OSR.GEN.018 3. NT.OSR.GEN.003
<u>3.</u>	FringeBenefitsTax.Type2GrossedUp.Amount	1. Mandatory 2. Value must be greater than or equal to zero	1. MIG 2. MIG 3. MIG	1. NT.OSR.GEN.006 2. NT.OSR.GEN.018 3. NT.OSR.GEN.003

⁶ This value is optional. If supplied, it represents the value of all Wages and Salaries paid in Australia (including the NT) by the Reporting Party during the return MONTH. The value is used in the calculation of the General Exemption if the nominated GED method = 'A' (Actual Method). If the GED method = 'E' (Estimate Method) then the value supplied in this field will not be used – and the previous years actual payroll amount is used in the calculation (based on the figure supplied in the previous Annual Adjust Return). The GED Method values are set by the business client in the TRMeR web portal and are stored by TRO, and will be returned to the client in the response message for informational purposes.

Deleted: 2

Context – ReportingPartyGroupStatus (RPGS)				
Seq No.	XBRL Fact	Rules	Rule Imp.	SBR Message Code
		3. Must be a valid currency amount		
<u>4.</u>	Remuneration.CommissionsBonusesAndAllowances.Amount	1. Mandatory 2. Value must be greater than or equal to zero 3. Must be a valid currency amount	1. MIG 2. MIG 3. MIG	1.NT.OSR.GEN.006 2.NT.OSR.GEN.018 3. NT.OSR.GEN.003
<u>5.</u>	Remuneration.EmployeeSharesAndOptions.Amount	1. Mandatory 2. Value must be greater than or equal to zero 3. Must be a valid currency amount	1. MIG 2. MIG 3. MIG	1.NT.OSR.GEN.006 2.NT.OSR.GEN.018 3. NT.OSR.GEN.003
<u>6.</u>	Remuneration.EmployerSuperannuationContributionsIncludingSalarySacrificeEarnings.Amount	1. Mandatory 2. Value must be greater than or equal to zero 3. Must be a valid currency amount	1. MIG 2. MIG 3. MIG	1.NT.OSR.GEN.006 2.NT.OSR.GEN.018 3. NT.OSR.GEN.003
<u>7.</u>	Remuneration.EmploymentTermination.Payments.Amount	1. Mandatory 2. Value must be greater than or equal to zero 3. Must be a valid currency amount	1. MIG 2. MIG 3. MIG	1.NT.OSR.GEN.006 2.NT.OSR.GEN.018 3. NT.OSR.GEN.003

Deleted: 2

Context – ReportingPartyGroupStatus (RPGS)				
Seq No.	XBRL Fact	Rules	Rule Imp.	SBR Message Code
<u>8.</u>	Remuneration.Fees.Directors.Amount	1. Mandatory 2. Value must be greater than or equal to zero 3. Must be a valid currency amount	1. MIG 2. MIG 3. MIG	1.NT.OSR.GEN.006 2.NT.OSR.GEN.018 3. NT.OSR.GEN.003
<u>9.</u>	Remuneration.WagesAndSalaries.ApprenticesTraineesAndGraduates.Amount	1. Mandatory 2. Value must be greater than or equal to zero 3. Must be a valid currency amount	1. MIG 2. MIG 3. MIG	1.NT.OSR.GEN.006 2.NT.OSR.GEN.018 3. NT.OSR.GEN.003
<u>10.</u>	Remuneration.WagesAndSalaries.ContractorsPayments.Amount	1. Mandatory 2. Value must be greater than or equal to zero 3. Must be a valid currency amount	1. MIG 2. MIG 3. MIG	1.NT.OSR.GEN.006 2.NT.OSR.GEN.018 3. NT.OSR.GEN.003
<u>11.</u>	Remuneration.WagesandSalaries.DefenceForces.Amount	1. Mandatory 2. Value must be greater than or equal to zero 3. Must be a valid currency amount	1. MIG 2. MIG 3. MIG	1.NT.OSR.GEN.006 2.NT.OSR.GEN.018 3. NT.OSR.GEN.003
<u>12.</u>	Remuneration.WagesandSalaries.ExemptOther.Amount	1. Mandatory 2. Value must be greater than or equal to zero	1. MIG 2. MIG	1.NT.OSR.GEN.006 2.NT.OSR.GEN.018

Deleted: 2

Context – ReportingPartyGroupStatus (RPGS)				
Seq No.	XBRL Fact	Rules	Rule Imp.	SBR Message Code
		3. Must be a valid currency amount	3. MIG	3. NT.OSR.GEN.003
<u>13.</u>	Remuneration.WagesandSalaries.MaternityLeave.Amount	1. Mandatory 2. Value must be greater than or equal to zero 3. Must be a valid currency amount	1. MIG 2. MIG 3. MIG	1.NT.OSR.GEN.006 2.NT.OSR.GEN.018 3. NT.OSR.GEN.003
<u>14.</u>	Remuneration.WagesAndSalaries.OverseasExemptAfter6Months.Amount	1. Mandatory 2. Value must be greater than or equal to zero 3. Must be a valid currency amount	1. MIG 2. MIG 3. MIG	1.NT.OSR.GEN.006 2.NT.OSR.GEN.018 3. NT.OSR.GEN.003
<u>15.</u>	Remuneration.WagesAndSalaries.Payments.Amount	1. Mandatory 2. Value must be greater than or equal to zero 3. Must be a valid currency amount	1. MIG 2. MIG 3. MIG	1.NT.OSR.GEN.006 2.NT.OSR.GEN.018 3. NT.OSR.GEN.003
<u>16.</u>	Remuneration.WagesAndSalaries.TaxablePayrollOther.Amount	1. Mandatory 2. Value must be greater than or equal to zero 3. Must be a valid currency amount	1. MIG 2. MIG 3. MIG	1.NT.OSR.GEN.006 2.NT.OSR.GEN.018 3. NT.OSR.GEN.003

Deleted: 2

5.4.2 Lodge Periodic Return Response Message

5.4.2.1 Discoverable Taxonomy Set References

Schema	<i>ptmrnt.0001.lodge.response.02.01.report.xsd</i>
Linkbases	<i>ptmrnt.0001.lodge.response.02.01.presLink.xml</i>
	<i>ptmrnt.0001.lodge.response.02.01.labLinkInfoCls.xml</i>
	<i>ptmrnt.0001.lodge.response.02.01.defLink.xml</i>
	<i>ptmrnt.0001.lodge.response.02.01.refLink.xml</i>
Example Instance	<i>ptmrnt.0001.lodge.response.02.01.sample.instance.xml</i>

5.4.2.2 Standard Business Document Header - Content

The Web Services Implementation Guide (WIG) provides the specification of the SBDH. The following table specifies the message specific data element values or any variations to the WIG

Attribute Name	Rules / Values
sbdm:Message.Type.Text	Mandatory - Value must be "ptmrnt.0001.lodge.response"
Lodgement Receipt Identifier	Agency unique identifier (the TRO Transaction Number). This value must be supplied only when a lodgement with the agency is successful (i.e. when no errors are generated).

Deleted: 2

5.4.2.3 Standard Business Document Body - Content**5.4.2.3.1 Lodge Periodic Return Response XBRL Context**

Context Spec	Hypercube Name	Associated Segment Dimensions	Instructions / Rules
RP	ReportingPartyNT	ReportPartyType, AustralianStatesTerritoriesAndOffShoreAreas	1. Context must only be used once within the instance document 2.Period dates must be set to start and end dates of the month to which the report relates
RPGS	ReportingPartyNTGroupStructure	ReportPartyType, AustralianStatesTerritoriesAndOffShoreAreas, EmployerGroupStatus	1. Context must only be used once within the instance document 2.Period dates must be set to start and end dates of the month to which the report relates
RPGA	GovernmentAgency	GovernmentAgency	1. Context must only be used once within the instance document 2.Period dates must be set to start and end dates of the month to which the report relates

Deleted: 2

5.4.2.3.2 Lodge Periodic Return Response Message Content Table

The following table contains the facts provided in the instance document.

Context – ReportingParty (RP)		
Seq No	XBRL Fact	Rules
1.	PayrollTax.Deduction.ActualOrEstimateMethod.Code	1. Optional
2.	PayrollTax.Deduction.ThresholdClaimed.Indicator	1. Mandatory
3.	PayrollTax.PayableTaxCalculated.Amount	1. Mandatory
4.	PayrollTax.TaxableCalculated.Amount	1. Mandatory
5.	PayrollTaxPayment (Tuple one)	
<u>5.1.</u>	PaymentRecord.Due.Date	1. Mandatory
<u>5.2.</u>	PaymentReference (Tuple Four)	
<u>5.2.1.</u>	PaymentMechanism.PaymentMethod.Code	1. Mandatory 2. Value must be one of : BPay, Cheque, DirectCredit, DirectDebit
<u>5.2.2.</u>	PaymentMechanism.CustomerReference.Number	1. Mandatory

Deleted: 2

Context – ReportingPartyGroupStatus (RPGS)		
Seq No	XBRL Fact	Rules
6.	OrganisationNameDetails (Tuple one)	
<u>6.1.</u>	OrganisationNameDetails.OrganisationalNameType.Code	1. Mandatory 2. Value must be: 'MN'
<u>6.2.</u>	OrganisationNameDetails.OrganisationalName.Text	1. Mandatory
7.	Remuneration.WagesAndSalaries.TaxableStateTotal.Amount	1. Mandatory
8.	Remuneration.WagesandSalaries.ExemptTotal.Amount	1. Mandatory
9.	Remuneration.WagesAndSalaries.GrossStateIncludingExemptWagesTotal.Amount	1. Mandatory

Context – GovernmentAgency (GA)		
Seq No	XBRL Fact	Rules
<u>1.</u>	PaymentMechanism (Tuple one to four)	
<u>1.1.</u>	PaymentMechanism.PaymentMethod.Code	1. Mandatory 2. Value must be one of: BPay, Cheque, DirectCredit, DirectDebit ⁷
<u>1.2.</u>	PaymentMechanism.Instruction.Text	1. Optional Will only be provided when method code is DirectDebit. Value must be a parameterised URL

⁷ A PaymentMechanism Tuple, when containing a PaymentMechanism.PaymentCode value of 'DirectDebit' WILL NOT contain the DirectDebit Common Module. All necessary information is provided to the lodging party via the PaymentMechanism.Instruction.Text element. Refer to the Sample Instance Document: ptaamt.0001.lodge.response.02.00.sample.instance.xml.

Deleted: 2

Context – GovernmentAgency (GA)		
Seq No	XBRL Fact	Rules
		containing the values necessary to interact with the NTG Payment Gateway for the particular payment ⁸ .
<u>1.3.</u>	BPay (Tuple zero to one)	
<u>1.3.1.</u>	PaymentMechanism.BpayBiller.Code	1. Mandatory
<u>1.4.</u>	DirectCredit (Tuple zero to one)	
<u>1.4.1.</u>	PaymentMechanism.DirectCreditAccount.Identifier	Common Module Element Not Supplied
<u>1.4.2.</u>	PaymentMechanism.DirectCreditName.Text	Common Module Element Not Supplied
<u>1.4.3.</u>	FinancialInstitutionAccount (Tuple one)	
<u>1.4.3.1.</u>	FinancialInstitutionAccount.BankStateBranch.Number	1. Mandatory
<u>1.4.3.2.</u>	FinancialInstitutionAccount.FinancialInstitutionAccount.Number	1. Mandatory
<u>1.4.3.3.</u>	FinancialInstitutionAccount.FinancialInstitutionAccountName.Text	1. Mandatory
<u>1.4.3.4.</u>	FinancialInstitutionAccount.FinancialInstitutionBranchName.Text	1. Mandatory
<u>1.4.3.5.</u>	FinancialInstitutionAccount.FinancialInstitutionName.Text	1. Mandatory
<u>1.5.</u>	Cheque (Tuple zero to one)	
<u>1.5.1.</u>	PaymentMechanism.GovernmentAgencyBranch.Code	Common Module Element Not Supplied
<u>1.5.2.</u>	AddressDetails (Tuple one)	

⁸ The company must have registered with the NTG Payment gateway to submit a payment using this mechanism.

Deleted: 2

Context – GovernmentAgency (GA)		
Seq No	XBRL Fact	Rules
1.5.2.1.	AddressDetails.OverseasAddress.Indicator	Common Module Element Not Supplied
1.5.2.2.	AddressDetails.Usage.Code	1. Mandatory 2. Must always equal 'PMT'
1.5.2.3.	AddressDetails.AttentionTo.Text	1. Mandatory 2. Must be used to communicate the 'Payable to' value for the cheque.
1.5.2.4.	AddressDetails.Line1.Text	1. Mandatory
1.5.2.5.	AddressDetails.Line2.Text	Common Module Element Not Supplied
1.5.2.6.	AddressDetails.Line3.Text	Common Module Element Not Supplied
1.5.2.7.	AddressDetails.Line4.Text	Common Module Element Not Supplied
1.5.2.8.	AddressDetails.LocalityName.Text	1. Mandatory
1.5.2.9.	AddressDetails.Postcode.Text	1. Mandatory
1.5.2.10.	AddressDetails.StateOrTerritory.Code	1. Mandatory
1.5.2.11.	AddressDetails.CountryName.Text	Common Module Element Not Supplied
1.5.2.12.	AddressDetails.Country.Code	Common Module Element Not Supplied
2.	PayrollTax.Deduction.PeriodicFixed.Amount	1. Mandatory
3.	PayrollTax.Deduction.AnnualMaximumThreshold.Amount	1. Mandatory

Deleted: 2

Context – GovernmentAgency (GA)		
Seq No	XBRL Fact	Rules
4.	TaxRate (Tuple one)	
4.1.	TaxRate.Type.Code	1. Mandatory
4.2.	TaxRate.Designation.Rate	1. Mandatory

6 JUNE AND ANNUAL ADJUSTMENT RETURN INTERACTION

The NT June and Annual Adjustment Return Tax Return (PTAAR) allows a Northern Territory Revenue Office (TRO) registered employer to satisfy their annual reporting obligations for the lodgement of a payroll tax liability for the nominated return financial year.

The employer's legal obligation is deemed to have been met on receipt of both a return and a payment for the return period. The payment for the corresponding return period must be received within 21 days after the conclusion of the return period.

This following diagram describes the sequence/workflow of annual return interactions provided via the SBR channel.

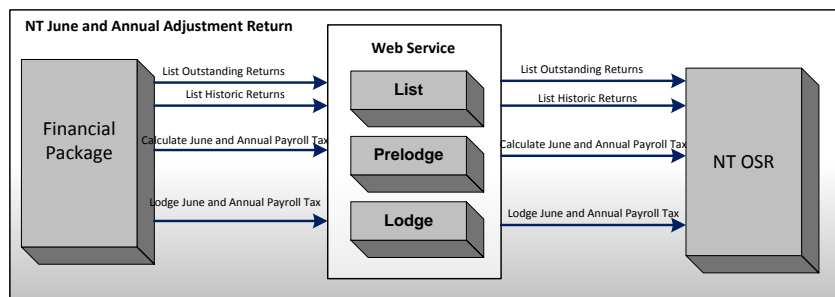


Figure 3 - Annual Workflow for NT

6.1 PREREQUISITES

Refer to Section 3 for Prerequisites. In addition to those, the following also apply:

- Payroll for the reporting period should have been completed.
- For a DGE – all the Grouped Employers should have lodged their June and Annual Returns prior to the DGE being able to lodge the Group return. Sufficient time should be allowed after payments by other group members to be processed by TRO, otherwise these payments may not be considered when calculating the DGE tax liability

Deleted: 2

6.2 SERVICE SUMMARY

The workflow defined above represents the abstract process model for the June and Annual payroll tax return. The following defines the optionality and repeatability of the service execution. Where a service is identified as “*Mandatory*” then the Software Developer must implement this service as the service needs to be executed by the business in order to complete the transaction. Repeatability indicates if the service can execute the service more than once – “Yes” meaning that a service can be executed multiple times.

	Service Name	Mandatory	Repeatability
1.	List Historic Returns This service will enable clients to view a summary listing of their Lodgements for the current financial report period	No	Yes
2.	List Outstanding Returns This service will enable clients to view a list of returns that are outstanding/overdue	No	Yes
3.	Calculate June and Annual PayrollTax This service allows a client to submit data elements relating to their June and Annual return prior to formally lodging, in order to calculate the tax liability and be validated accordingly.	No	Yes
4.	Lodge June and Annual PayrollTax This service enables clients to formally lodge their NT June and Annual Payroll Tax return. Once a return has been lodged via this service, the client will not be able to re-lodge another return for that period. Clients will need to contact the NT Revenue office directly if resubmission or adjustment is required.	Yes	No

Deleted: 2

6.3 CALCULATE ANNUAL ADJUSTMENT PAYROLL TAX SPECIFICATION

Interaction Name	Annual Adjustment Return Calculate
Description	<p>The intent of this transaction is to provide businesses the opportunity to calculate their payroll tax liability prior to the act of lodgement. I.e. for TRO to determine the businesses liability and amount payable based on the information provided. No information is persisted as a result of this interaction.</p> <p>In the case where a business has changed group status during the financial year and is required to lodge multiple Annual Returns (one for each period/change in Group Status), these shall be calculated as separate interactions.</p>
Stakeholders	Business, State Revenue Offices
Pre-conditions	Business has completed payroll for June and completed the all periodic returns for the financial year to which the Annual return relates
Post-conditions	Business is provided with the payroll tax obligation as calculated by the TRO. This service can be called multiple times.
Initiating party	Business
Channel	SBR
Core Service Map	PreLodge

6.3.1 Calculate Annual Adjustment Return Request Message

6.3.1.1 Discoverable Taxonomy Set References

Schema	<i>ptaarnt.0001.calculate.request.02.00.report.xsd</i>
Linkbases	<i>ptaarnt.0001.calculate.request.02.00.presLink.xml</i>
	<i>ptaarnt.0001.calculate.request.02.00.labLinkInfoCls.xml</i>
	<i>ptaarnt.0001.calculate.request.02.00.defLink.xml</i>
	<i>ptaarnt.0001.calculate.request.02.00.refLink.xml</i>
Example Instance	<i>ptaarnt.0001.calculate.request.02.00.sample.instance.xml</i>

Deleted: 2

6.3.1.2 Standard Business Document Header - Content

The Web Services Implementation Guide (WIG) provides the specification of the SBDH. The following table specifies the message specific data element values or any variations to the WIG.

Attribute Name	Instructions/Rules	Rule Imp	SBR Msg Code
sbdm:Message.Type.Text	Mandatory - Value must be "ptaarnt.0001.calculate.request"	1. MIG	1. SBR.GEN.GEN.4

6.3.1.3 Standard Business Document Body – Content

The following describes the facts and context required to be supplied within the XBRL instance document populated into the SBDB element BusinessDocument.instance.text

6.3.1.3.1 Calculate June and Annual Return Request XBRL Context

Context Spec	Hypercube Name	Associated Segment Dimensions	Instructions / Rules	Rule Imp.	SBR Msg Code
RP	ReportingParty	ReportPartyType, AustralianStatesTerritoriesAndOffShoreAreas	1. Context must only be used once within the instance document 2. Start and End Dates must fall within the period in which the company is eligible liable for payroll in the NT 3. Start Date cannot must not be in the future 4. Start and End Dates must fall within a financial year	1. MIG 2.MIG 3.MIG 4. MIG	1. SBR.GEN.GEN.19 2. NT.OSR.GEN.030 3. NT.OSR.GEN.022 4. NT.OSR.GEN.029

Deleted: 2

Context Spec	Hypercube Name	Associated Segment Dimensions	Instructions / Rules	Rule Imp.	SBR Msg Code
RPGS	ReportingPartyNTGroupStructure	ReportPartyType, AustralianStatesTerritoriesAndOffShoreAreas, EmployerGroupStatus	1. Context must only be used once within the instance document 2. Start and End Dates must fall within the period in which the company is eligible liable for payroll in the NT 3. Start Date cannot must not be in the future 4. Start and End Dates must fall within a financial year	1. MIG 2.MIG 3.MIG 4. MIG	1. SBR.GEN.GEN.19 2. NT.OSR.GEN.030 3. NT.OSR.GEN.022 4. NT.OSR.GEN.029

Additional Rules:

- The Period Start Date must be the same in all contexts - SBR Msg Code NT.OSR.GEN.011
- The Period End Date must be the same in all contexts - SBR Msg Code NT.OSR.GEN.011
- The ABNs provided in both contexts must be identical - SBR Msg Code NT.OSR.GEN.012

Note:

In those cases where there is a change to the group status or structure during the Financial year , the reporting party is required to lodge a June and Annual Adjustment Return for each period, however, these are considered individual transactions for the purposes of the calculate service.

Deleted: 2

6.3.1.3.2 Calculate June and Annual Return Request Message Content Table

The following table contains the facts required in the instance document

Context – ReportingParty (RP)				
Seq No.	XBRL Fact	Rules	Rule Imp.	SBR Message Code
1.	PayrollTax.LiableDaysStart.Date	1. Mandatory 2. Must be a valid date 3. Must be the first date of the reporting period to which the context relates, or the date the entity commenced their payroll tax liability in the NT, which ever is greater.	1. MIG 2. MIG 3. MIG	1.NT.OSR.GEN.006 2. NT.OSR.GEN.004 3.NT.OSR.GEN.071
<u>2.</u>	PayrollTax.LiableDaysEnd.Date	1. Mandatory 2.. Must be a valid date 3. Must be the first date of the reporting period to which the context relates, or the date the entity ceased their payroll tax liability in the NT, which ever is less. 4. Must be less than the date supplied for PayrollTax.LiableDaysEnd.Date	1. MIG 2. MIG 3. MIG 4. MIG	1.NT.OSR.GEN.006 2. NT.OSR.GEN.004 3.NT.OSR.GEN.072 4. NT.OSR.GEN.030
<u>3.</u>	EmployerConditions.DeductionEntitlementClaim.Indicator	1. Mandatory 2. Value must be 'false' if Group status is <ul style="list-style-type: none"> • "EmpGrpSts.02.04: GE" –Group Employer 	1. MIG	1. NT.OSR.GEN.026

Deleted: 2

Context – ReportingPartyGroupStatus(RPGS)				
Seq No.	XBRL Fact	Rules	Rule Imp.	SBR Message Code
<u>1.</u>	Remuneration.WagesAndSalaries.TaxableStateAndInterstateTotal.Amount ⁹	1. Required IF the company is eligible to claim the GED and have elected to do so (i.e. EmployerConditions.DeductionEntitlementClaim.Indicator is true) 2. If supplied, the value must not be less than the Salaries and wages paid in the NT for the Month (Element at Seq 15) 3.If supplied, must be greater than or equal to zero	1. MIG 2. MIG 3. MIG	1. NT.OSR.GEN.061 2.NT.OSR.GEN.020 3. NT.OSR.GEN.018
<u>2.</u>	EmploymentConditions.WorkersCompensationPayments.Amount	1. Mandatory 2. Value must be greater than or equal to zero	1. MIG 2. MIG	1.NT.OSR.GEN.006 2.NT.OSR.GEN.018
<u>3.</u>	FringeBenefitsTax.Type2GrossedUp.Amount	1. Mandatory 2. Value must be greater than or equal to zero	1. MIG 2. MIG	1.NT.OSR.GEN.006 2.NT.OSR.GEN.018
<u>4.</u>	Remuneration.CommissionsBonusesAndAllowances.Amount	1. Mandatory 2. Value must be greater than or equal to zero	1. MIG 2. MIG	1.NT.OSR.GEN.006 2.NT.OSR.GEN.018
<u>5.</u>	Remuneration.EmployeeSharesAndOptions.Amount	1. Mandatory 2. Value must be greater than or equal to zero	1. MIG 2. MIG	1.NT.OSR.GEN.006 2.NT.OSR.GEN.018

⁹ This value is optional. If supplied, it represents the value of all Wages and Salaries paid in Australia (including the NT) by the Reporting Party during the return YEAR. The value is used in the calculation of the General Exemption if the nominated GED method = 'A' (Actual Method). If the GED method = 'E' (Estimate Method) then the value supplied in this field will not be used – and the previous years actual payroll amount is used in the calculation (based on the figure supplied in the previous Annual Adjust Return). The GED Method values are set by the business client in the TRMeR web portal and are stored by TRO, and will be returned to the client in the response message for informational purposes

Deleted: 2

Context – ReportingPartyGroupStatus(RPGS)				
Seq No.	XBRL Fact	Rules	Rule Imp.	SBR Message Code
<u>6.</u>	Remuneration.EmployerSuperannuationContributionsIncludingSalarySacrificeEarnings.Amount	1. Mandatory 2. Value must be greater than or equal to zero	1. MIG 2. MIG	1.NT.OSR.GEN.006 2.NT.OSR.GEN.018
<u>7.</u>	Remuneration.EmploymentTermination.Payments.Amount	1. Mandatory 2. Value must be greater than or equal to zero	1. MIG 2. MIG	1.NT.OSR.GEN.006 2.NT.OSR.GEN.018
<u>8.</u>	Remuneration.Fees.Directors.Amount	1. Mandatory 2. Value must be greater than or equal to zero	1. MIG 2. MIG	1.NT.OSR.GEN.006 2.NT.OSR.GEN.018
<u>9.</u>	Remuneration.WagesAndSalaries.ApprenticesTraineesAndGraduates.Amount	1. Mandatory 2. Value must be greater than or equal to zero	1. MIG 2. MIG	1.NT.OSR.GEN.006 2.NT.OSR.GEN.018
<u>10.</u>	Remuneration.WagesAndSalaries.ContractorsPayments.Amount	1. Mandatory 2. Value must be greater than or equal to zero	1. MIG 2. MIG	1.NT.OSR.GEN.006 2.NT.OSR.GEN.018
<u>11.</u>	Remuneration.WagesandSalaries.DefenceForces.Amount	1. Mandatory 2. Value must be greater than or equal to zero	1. MIG 2. MIG	1.NT.OSR.GEN.006 2.NT.OSR.GEN.018
<u>12.</u>	Remuneration.WagesandSalaries.ExemptOther.Amount	1. Mandatory 2. Value must be greater than or equal to zero	1. MIG 2. MIG	1.NT.OSR.GEN.006 2.NT.OSR.GEN.018
<u>13.</u>	Remuneration.WagesandSalaries.MaternityLeave.Amount	1. Mandatory 2. Value must be greater than or equal to zero	1. MIG 2. MIG	1.NT.OSR.GEN.006 2.NT.OSR.GEN.018
<u>14.</u>	Remuneration.WagesAndSalaries.OverseasExemptAfter6Months.Amount	1. Mandatory 2. Value must be greater than or equal to zero	1. MIG 2. MIG	1.NT.OSR.GEN.006 2.NT.OSR.GEN.018

Deleted: 2

Context – ReportingPartyGroupStatus(RPGS)				
Seq No.	XBRL Fact	Rules	Rule Imp.	SBR Message Code
<u>15.</u>	Remuneration.WagesAndSalaries.Payments.Amount	1. Mandatory 2. Value must be greater than or equal to zero	1. MIG 2. MIG	1.NT.OSR.GEN.006 2.NT.OSR.GEN.018
<u>16.</u>	Remuneration.WagesAndSalaries.TaxablePayrollOther.Amount	1. Mandatory 2. Value must be greater than or equal to zero	1. MIG 2. MIG	1.NT.OSR.GEN.006 2.NT.OSR.GEN.018

Additional Rules/Error Messages:

- Values contained in elements that represent a currency amount, must be positive, numeric and contain no more than two decimal places - Error Message NT.OSR.GEN.003
- Employers are not required to round amounts to the nearest dollar

Deleted: 2

6.3.2 Calculate June and Annual Return Response Message

6.3.2.1 Discoverable Taxonomy Set References

Schema	ptaarnt.0001.calculate.response.02.02.report.xsd
Linkbases	ptaarnt.0001.calculate.response.02.02.presLink.xml
	ptaarnt.0001.calculate.response.02.02.labLinkInfoCls.xml
	ptaarnt.0001.calculate.response.02.02.defLink.xml
	ptaarnt.0001.calculate.response.02.02.refLink.xml
Example Instance	ptaarnt.0001.calculate.response.02.02.sample.instance.xml

- Deleted: 00
- Deleted: 0
- Deleted: 0
- Deleted: 0
- Deleted: 0
- Deleted: 0

6.3.2.2 Standard Business Document Header - Content

The Web Services Implementation Guide (WIG) specifies the content of the Standard Business Document Header (SBDH). The following table provides additional information in relation to specific SBDH data element to that specified within the WIG.

Attribute Name	Instructions/Rules
sbdm:Message.Type.Text	Mandatory - Value must be "ptaarnt.0001.calculate.response"

- Deleted: 2

6.3.2.3 Standard Business Document Body - Content**6.3.2.3.1 Calculate June and Annual Return Response XBRL Context**

Context Spec	Hypercube Name	Associated Segment Dimensions	Instructions / Rules
RP	ReportingPartyNT	ReportPartyType, AustralianStatesTerritoriesAndOffShoreAreas	1. Context must only be used once within the instance document 2. Period dates must be set to start and end dates of the period to which the report relates
RPGS	ReportingPartyNTGroupStructure	ReportPartyType, AustralianStatesTerritoriesAndOffShoreAreas, EmployerGroupStatus	1. Context must only be used once within the instance document 2. Period dates must be set to start and end dates of the period to which the report relates
RPGA	GovernmentAgency	GovernmentAgency	1. Context must only be used once within the instance document 2. Period dates must be set to start and end dates of the period to which the report relates

Deleted: 2

6.3.2.3.2 Calculate June and Annual Return Response Message Content Table

The following table contains the facts provided in the instance document.

Context – ReportingParty (RP)		
Seq No.	XBRL Fact	Rules
1.	Lodgement.Due.Date	1. Mandatory
2.	PayrollTax.Deduction.ActualOrEstimateMethod.Code	1. Optional
3.	PayrollTax.Deduction.ThresholdClaimed.Indicator	1. Mandatory
4.	PayrollTax.PayableTaxCalculated.Amount	1. Mandatory
5.	PayrollTax.TaxableCalculated.Amount	1. Mandatory

Context -ReportingPartyGroupStatus (RPGS)		
Seq No.	XBRL Fact	Rules
1. OrganisationNameDetails (Tuple one)		
<u>1.1.</u>	OrganisationNameDetails.OrganisationalNameType.Code	1. Mandatory 2. Will always equal 'MN'
<u>1.2.</u>	OrganisationNameDetails.OrganisationalName.Text	1. Mandatory
2.	Remuneration.WagesAndSalaries.TaxableStateTotal.Amount	1. Mandatory
3.	Remuneration.WagesandSalaries.ExemptTotal.Amount	1. Mandatory

Deleted: 2

Context -ReportingPartyGroupStatus (RPGS)		
Seq No.	XBRL Fact	Rules
4.	Remuneration.WagesAndSalaries.GrossStateIncludingExemptWagesTotal.Amount	1. Mandatory

Context – GovernmentAgency (GA)		
Seq No.	XBRL Fact	Rules
1.	Payroll Tax.Deduction.AnnualMaximumThreshold.Amount	<u>1.</u> Mandatory
<u>2.</u>	<u>Payroll Tax.Deduction.PeriodicFixed.Amount</u>	<u>1. Mandatory</u>
3.	TaxRate (Tuple one)	
<u>3.1.</u>	TaxRate.Type.Code	1. Mandatory
<u>3.2.</u>	TaxRate.Designation.Rate	1. Mandatory

Deleted: 2

6.4 LODGE JUNE AND ANNUAL RETURN PAYROLL TAX SPECIFICATION

Interaction Name	Lodge June and Annual Return
Description	The purpose of this transaction is for the business to formally lodge their June and Annual Adjustment return with TRO.
Stakeholders	Business, State Revenue Offices
Pre-conditions	<p>The business must have run their payroll for the reporting period and be registered with TRO.</p> <p>If the business is a DGE and elects to claim the General Exemption Deduction then all other businesses within the group must have lodged their June and Annual Adjustment Return prior to the DGE successfully lodging theirs.</p> <p>The business may also have optionally calculated their tax liability using the pre-lodge (calculate) service.</p>
Post-conditions	<p>Business has formally advised the Territory Revenue Office of the self assessed obligation and the amount that will be paid. The TRO has a non-repudiable audit trail of the lodged commitment.</p> <p>In the event that a Business wishes to amend a lodged periodic return, they must contact the TRO (as per the current process). Resubmission of returns via SBR or the Web application (TRMeR) is not permitted. Refer to section 2.2.5 of this document for additional detail.</p>
Initiating party	Business
Channel	SBR
Core Service Map	Lodge

6.4.1 Lodge June and Annual Return Request Message

6.4.1.1 Discoverable Taxonomy Set References

Schema	<i>ptaarnt.0001.lodge.request.02.00.report.xsd</i>
Linkbases	<i>ptaarnt.0001.lodge.request.02.00.presLink.xml</i>
	<i>ptaarnt.0001.lodge.request.02.00.labLinkInfoCls.xml</i>
	<i>ptaarnt.0001.lodge.request.02.00.defLink.xml</i>
	<i>ptaarnt.0001.lodge.request.02.00.refLink.xml</i>
Example Instance	<i>ptaarnt.0001.lodge.request.02.00.sample.instance.xml</i>

Deleted: 2

6.4.1.2 Standard Business Document Header - Content

The Web Services Implementation Guide (WIG) specifies the content of the Standard Business Document Header (SBDH). The following table provides additional information in relation to specific SBDH data element to that specified within the WIG.

Attribute Name	Instructions/Rules	Rule Imp	SBR Msg Code
sbdm:Message.Type.Text	Mandatory - Value must be "ptaarnt.0001.lodge.request"	1. MIG	1. SBR.GEN.GEN.4

6.4.1.3 Standard Business Document Body - Content

The following describes the facts and context required to be supplied within the XBRL instance document populated into the SBDB element BusinessDocument.instance.text

6.4.1.3.1 Lodge June and Annual Return Request XBRL Context

Context Spec	Hypercube Name	Associated Segment Dimensions	Instructions / Rules	Rule Imp.	SBR Msg Code
RP	ReportingPartyNT	ReportPartyType, AustralianStatesTerritoriesAndOffShoreAreas	1. Context must only be used once within the instance document 2. Start and End Dates must fall within the period in which the company is liable for payroll in the NT 3. Start Date cannot be in the future 4. Start and End Dates must fall within a financial year	1. MIG 2. MIG 3. MIG 4. MIG	1. SBR.GEN.GEN.19 2. NT.OSR.GEN.030 3. NT.OSR.GEN.022 4. NT.OSR.GEN.029

Deleted: 2

Context Spec	Hypercube Name	Associated Segment Dimensions	Instructions / Rules	Rule Imp.	SBR Msg Code
RPGS	ReportingPartyNTGroupStructure	ReportPartyType, AustralianStatesTerritoriesAndOffShoreAreas, EmployerGroupStatus	1. Context may be used multiple times within document – once for each period relating to a change in group status 2. Start and End Dates must fall within the period in which the company is eligible for payroll in the NT 3. Start Date must not be in the future 4. Start and End Dates must fall within a financial year	1. MIG 2. MIG 3. MIG 4. MIG	1. NA 2. NT.OSR.GEN.030 3. NT.OSR.GEN.022 4. NT.OSR.GEN.029
RPGM	ReportingPartyNTGroupStructureGE	ReportPartyType, AustralianStatesTerritoriesAndOffShoreAreas, EmployerGroupStatus	1. This context is only relevant when the Reporting Party has changed group status within the financial year, and then, only when the associated reporting party has a group status of "EmpGrpSts.02.04:DGE" 2.. Start and End Dates must be the same as the DGE context to which it relates 3. Group Status MUST be "EmpGrpSts.02.04:GE" – Group Employer 4. Context may be used multiple times within document – once for each group member associated to a DGE	1. MIG 2. MIG 3. MIG 4. MIG	1. NT.OSR.GEN.41 2. NT.OSR.GEN.43 3. NT.OSR.GEN.40 4. NA

Note:

In those cases where there is a change to the group status or structure during the financial year, the employer is required to lodge a June and Annual Adjustment Return for each period.

The following additional rules apply to the periods defined in each instance of a RPGS context:

Deleted: 2

- The earliest RPGS context period start date must be the same as the RP context period start date. This will result in the following error - NT.OSR.GEN.063
- The latest RPGS context period end date must be the same as the RP context period end date. This will result in the following error - NT.OSR.GEN.064
- The periods must not overlap. This will result in the following error - NT.OSR.GEN.031

6.4.1.3.2 Content Table

The following table contains the facts required in the instance document.

6.4.1.3.2.1 Reporting Party Facts

Context – ReportingParty (RP)				
Seq No.	XBRL Fact	Rules	Rule Imp.	SBR Message Code
1.	PayrollTax.LiableDaysStart.Date	1. Mandatory 2. Must be a valid date 3. Must be the first date of the reporting period to which the context relates, or the date the entity commenced their payroll tax liability in the NT, which ever is greater.	1. MIG 2. MIG 3. MIG	1.NT.OSR.GEN.006 2. NT.OSR.GEN.004 3.NT.OSR.GEN.071
<u>2.</u>	PayrollTax.LiableDaysEnd.Date	1. Mandatory 2.. Must be a valid date 3. Must be the first date of the reporting period to which the context relates, or the date the entity ceased their payroll tax liability in the NT, which ever is less.	1. MIG 2. MIG 3. MIG 4. MIG	1.NT.OSR.GEN.006 2. NT.OSR.GEN.004 3.NT.OSR.GEN.072 4. NT.OSR.GEN.030

Deleted: 2

Context – ReportingParty (RP)				
Seq No.	XBRL Fact	Rules	Rule Imp.	SBR Message Code
		4. Must be less than the date supplied for PayrollTax.LiableDaysEnd.Date		
<u>3.</u>	EmployerConditions.DeductionEntitlementClaim.Indicator	1. Mandatory 2. Value must be 'false' if Group status is <ul style="list-style-type: none"> • "EmpGrpSts.02.04: GE" – Grouped Employer 	1. MIG	1. NT.OSR.GEN.026
<u>4.</u>	Declaration Tuple (Tuple one)			
<u>4.1.</u>	Declaration.StatementType.Code	1. Mandatory 2. Value must be: 'ELP'	1. MIG 2. MIG	1. NT.OSR.GEN.006 2. NT.OSR.GEN.040
<u>4.2.</u>	Declaration.StatementAccepted.Indicator	1. Mandatory 2. Lodgement must not be accepted if this value is false	1. MIG 2. MIG	1. NT.OSR.GEN.006 2. NT.OSR.GEN.032
<u>4.3.</u>	Declaration.Statement.Text	1. Mandatory 2. Value must be "I, the undersigned, declare that the details submitted in this transaction represent the true figures for this employer"	1. MIG	1. NT.OSR.GEN.006
<u>4.4.</u>	Declaration.Signature.Date	1. Mandatory 2. Must be a valid date	1. MIG 2. MIG	1. NT.OSR.GEN.006 2. NT.OSR.GEN.004
<u>4.5.</u>	Declaration.SignatoryIdentifier.Text	Common Module Element Not Required	NA	NA

Deleted: 2

Context – ReportingParty (RP)				
Seq No.	XBRL Fact	Rules	Rule Imp.	SBR Message Code
<u>4.6.</u>	PersonUnstructuredName (Tuple one)			
<u>4.6.1.</u>	PersonUnstructuredName.Usage.Code	1. Mandatory 2. Value must be 'Signatory'	1. MIG 2. MIG	1. NT.OSR.GEN.006 1. NT.OSR.GEN.040
<u>4.6.2.</u>	PersonUnstructuredName.FullName.Text	1. Mandatory	1. MIG	1. NT.OSR.GEN.006

6.4.1.3.2.2 GroupStatus Facts

Context – ReportingPartyGroupStatus(RPGS)				
Seq No.	XBRL Fact	Rules	Rule Imp.	SBR Message Code
<u>1.</u>	Remuneration.WagesAndSalaries.TaxableStateAndInterstateTotal.Amount ¹⁰	1. Required IF the company is eligible to claim the GED and have elected to do so (i.e. EmployerConditions.DeductionEntitlementClaim.Indicator is true) 2. If supplied, the value must not be less than the Salaries and wages paid in the NT for the Month (Element at Seq 15) 3.If supplied, must be greater than or equal to zero	1. MIG 2. MIG	1. NT.OSR.GEN.018 2.NT.OSR.GEN.020

¹⁰ This value is optional. If supplied, it represents the value of all Wages and Salaries paid in Australia (including the NT) by the Reporting Party during the return YEAR. The value is used in the calculation of the General Exemption if the nominated GED method = 'A' (Actual Method). If the GED method = 'E' (Estimate Method) then the value in this field will not be used – and the previous years actual payroll amount is used in the calculation (based on the figure supplied in the previous Annual Adjust Return). The GED Method values are set by the business client in the TRMeR web portal and are stored by TRO, and will be returned to the client in the response message for informational purposes

Deleted: 2

Context – ReportingPartyGroupStatus(RPGS)				
Seq No.	XBRL Fact	Rules	Rule Imp.	SBR Message Code
<u>2.</u>	EmploymentConditions.WorkersCompensationPayments.Amount	1. Mandatory 2. Value must be greater than or equal to zero	1. MIG 2. MIG	1.NT.OSR.GEN.006 2.NT.OSR.GEN.018
<u>3.</u>	FringeBenefitsTax.Type2GrossedUp.Amount	1. Mandatory 2. Value must be greater than or equal to zero	1. MIG 2. MIG	1.NT.OSR.GEN.006 2.NT.OSR.GEN.018
<u>4.</u>	Remuneration.CommissionsBonusesAndAllowances.Amount	1. Mandatory 2. Value must be greater than or equal to zero	1. MIG 2. MIG	1.NT.OSR.GEN.006 2.NT.OSR.GEN.018
<u>5.</u>	Remuneration.EmployeeSharesAndOptions.Amount	1. Mandatory 2. Value must be greater than or equal to zero	1. MIG 2. MIG	1.NT.OSR.GEN.006 2.NT.OSR.GEN.018
<u>6.</u>	Remuneration.EmployerSuperannuationContributionsIncludingSalarySacrificeEarnings.Amount	1. Mandatory 2. Value must be greater than or equal to zero	1. MIG 2. MIG	1.NT.OSR.GEN.006 2.NT.OSR.GEN.018
<u>7.</u>	Remuneration.EmploymentTermination.Payments.Amount	1. Mandatory 2. Value must be greater than or equal to zero	1. MIG 2. MIG	1.NT.OSR.GEN.006 2.NT.OSR.GEN.018
<u>8.</u>	Remuneration.Fees.Directors.Amount	1. Mandatory 2. Value must be greater than or equal to zero	1. MIG 2. MIG	1.NT.OSR.GEN.006 2.NT.OSR.GEN.018
<u>9.</u>	Remuneration.WagesAndSalaries.ApprenticesTraineesAndGraduates.Amount	1. Mandatory 2. Value must be greater than or equal to zero	1. MIG 2. MIG	1.NT.OSR.GEN.006 2.NT.OSR.GEN.018
<u>10.</u>	Remuneration.WagesAndSalaries.ContractorsPayments.Amount	1. Mandatory 2. Value must be greater than or equal to zero	1. MIG 2. MIG	1.NT.OSR.GEN.006 2.NT.OSR.GEN.018

Formatted: Space After: 0.5 line

Formatted: Space Before: 0.6 line,
After: 0.6 lineFormatted: Space Before: 0.6 line,
After: 0.6 lineFormatted: Indent: Left: 0 cm, First
line: 0 cm, Space Before: 0.6 line,
After: 0.6 line, Outline numbered +
Level: 1 + Numbering Style: 1, 2, 3, ...
+ Start at: 1 + Alignment: Left +
Aligned at: 0 cm + Indent at: 0.63

Formatted: Space After: 0.6 line

Formatted: Space Before: 0.5 line,
After: 0.6 lineFormatted: Indent: Left: 0 cm, First
line: 0 cm, Space Before: 0.6 line,
After: 0.6 line, Outline numbered +
Level: 1 + Numbering Style: 1, 2, 3, ...
+ Start at: 1 + Alignment: Left +
Aligned at: 0 cm + Indent at: 0.63

Formatted ...

Formatted ...

Formatted ...

Formatted ...

Formatted ...

Formatted: Space After: 0.6 line

Formatted ...

Formatted ...

Formatted ...

Formatted ...

Formatted ...

Deleted: 2

Context – ReportingPartyGroupStatus(RPGS)				
Seq No.	XBRL Fact	Rules	Rule Imp.	SBR Message Code
<u>11.</u>	Remuneration.WagesandSalaries.DefenceForces.Amount	1. Mandatory 2. Value must be greater than or equal to zero	1. MIG 2. MIG	1.NT.OSR.GEN.006 2.NT.OSR.GEN.018
<u>12.</u>	Remuneration.WagesandSalaries.ExemptOther.Amount	1. Mandatory 2. Value must be greater than or equal to zero	1. MIG 2. MIG	1.NT.OSR.GEN.006 2.NT.OSR.GEN.018
<u>13.</u>	Remuneration.WagesandSalaries.MaternityLeave.Amount	1. Mandatory 2. Value must be greater than or equal to zero	1. MIG 2. MIG	1.NT.OSR.GEN.006 2.NT.OSR.GEN.018
<u>14.</u>	Remuneration.WagesAndSalaries.OverseasExemptAfter6Months.Amount	1. Mandatory 2. Value must be greater than or equal to zero	1. MIG 2. MIG	1.NT.OSR.GEN.006 2.NT.OSR.GEN.018
<u>15.</u>	Remuneration.WagesAndSalaries.Payments.Amount	1. Mandatory 2. Value must be greater than or equal to zero	1. MIG 2. MIG	1.NT.OSR.GEN.006 2.NT.OSR.GEN.018
<u>16.</u>	Remuneration.WagesAndSalaries.TaxablePayrollOther.Amount	1. Mandatory 2. Value must be greater than or equal to zero	1. MIG 2. MIG	1.NT.OSR.GEN.006 2.NT.OSR.GEN.018

Formatted: Space After: 0.5 line

Formatted: Space Before: 0.6 line,
After: 0.6 lineFormatted: Space Before: 0.5 line,
After: 0.6 lineFormatted: Indent: Left: 0 cm, First
line: 0 cm, Space Before: 0.6 line,
After: 0.6 line, Outline numbered +
Level: 1 + Numbering Style: 1, 2, 3, ...
+ Start at: 1 + Alignment: Left +
Aligned at: 0 cm + Indent at: 0.63Formatted: Space Before: 0.5 line,
After: 0.6 lineFormatted: Indent: Left: 0 cm, First
line: 0 cm, Space Before: 0.6 line,
After: 0.6 line, Outline numbered +
Level: 1 + Numbering Style: 1, 2, 3, ...
+ Start at: 1 + Alignment: Left +
Aligned at: 0 cm + Indent at: 0.63Formatted: Space Before: 0.5 line,
After: 0.6 line

Formatted

Formatted: Space Before: 0.5 line,
After: 0.6 line

Formatted

Formatted: Space Before: 0.5 line,
After: 0.6 line

Formatted

Formatted: Space Before: 0.5 line,
After: 0.6 line

Formatted

Deleted: 2

6.4.1.3.2.3 Group Member Facts

Context – ReportingPartyGroupMember(RPGM)				
Seq No.	XBRL Fact	Rules	Rule Imp.	SBR Message Code
1.	PayrollTax.TaxableCalculated.Amount	1. Mandatory	1. MIG	1.NT.OSR.GEN.006
		2. Value must be greater than or equal to zero	2. MIG	2.NT.OSR.GEN.018
2.	PayrollTax.AssessedLiabilitiesPaid.Amount	1. Mandatory	1. MIG	1.NT.OSR.GEN.006
		2. Value must be greater than or equal to zero	2. MIG	2.NT.OSR.GEN.018

Additional Rules/Error Messages:

- Values contained in elements that represent a currency amount, must be positive, numeric and contain no more than two decimal places - Error Message NT.OSR.GEN.003
- Employers are not required to round amounts to the nearest dollar

Formatted: Space After: 0.5 line**Formatted:** Space Before: 0.6 line,
After: 0.6 line**Formatted:** Indent: Hanging: 0.96
cm, Space Before: 0.6 line, After: 0.6
line, Outline numbered + Level: 1 +
Numbering Style: 1, 2, 3, ... + Start at:
1 + Alignment: Left + Aligned at: 0.41
cm + Indent at: 1.05 cm, Tab stops:
Not at 3.81 cm**Formatted:** Space After: 0.6 line**Formatted:** Indent: Hanging: 0.96
cm, Space Before: 0.6 line, After: 0.6
line, Outline numbered + Level: 1 +
Numbering Style: 1, 2, 3, ... + Start at:
1 + Alignment: Left + Aligned at: 0.41
cm + Indent at: 1.05 cm, Tab stops:
Not at 3.81 cm**Deleted:** 2

6.4.2 Lodge June and Annual Return Response Message

6.4.2.1 Discoverable Taxonomy Set References

Schema	<i>ptaarnt.0001.lodge.response.02.01.report.xsd</i>
Linkbases	<i>ptaarnt.0001.lodge.response.02.01.presLink.xml</i>
	<i>ptaarnt.0001.lodge.response.02.01.labLinkInfoCls.xml</i>
	<i>ptaarnt.0001.lodge.response.02.01.defLink.xml</i>
	<i>ptaarnt.0001.lodge.response.02.01.refLink.xml</i>
Example Instance	<i>ptaarnt.0001.lodge.response.02.01.sample.instance.xml</i>

6.4.2.2 Standard Business Document Header - Content

The Web Services Implementation Guide (WIG) provides the specification of the SBDH. The following table specifies the message specific data element values or any variations to the WIG..

Attribute Name	Rules / Values
sbdm:Message.Type.Text	Mandatory - Value must be "ptaarnt.0001.lodge.response"
Lodgement Receipt Identifier	Agency unique identifier (the TRO Transaction Number)This value will be supplied only when lodgement with the agency is successful (i.e. when no errors are generated)

Deleted: 2

6.4.2.3 Standard Business Document Body - Content

The following describes the facts and context required to be supplied within the XBRL instance document populated into the SBDB element BusinessDocument.instance.text

6.4.2.3.1 Lodge June and Annual Report Response XBRL Context

Context Spec	Hypercube Name	Associated Segment Dimensions	Instructions / Rules
RP	ReportingPartyNT	ReportPartyType, AustralianStatesTerritoriesAndOffShoreAreas	1. Context must only be used once within the instance document 2. Period dates must be set to start and end dates of the period to which the report relates. (usually the full financial year)
RPGS	ReportingPartyNTGroupStructure	ReportPartyType, AustralianStatesTerritoriesAndOffShoreAreas, EmployerGroupStatus	1. Context must only be used once within the instance document 2. Period dates must be set to start and end dates of the period to which the report relates (usually the full financial year)
GA	GovernmentAgency	GovernmentAgency	1. Context must only be used once within the instance document 2. Period dates must be set to start and end dates of the period to which the report relates. (usually the full financial year)

Deleted: 2

6.4.2.3.2 Lodge Annual Adjustment Report Response Business Document Instance

The following table contains the facts provided in the instance document.

Context – ReportingParty (RP)		
Seq No	XBRL Fact	Rules
1.	PayrollTax.Deduction.ActualOrEstimateMethod.Code	1. Mandatory
2.	PayrollTax. Deduction.ThresholdClaimed.Indicator	1. Mandatory
3.	PayrollTax.PayableTaxCalculated.Amount	1. Mandatory
4.	PayrollTax.TaxableCalculated.Amount	1. Mandatory
5.	PayrollTax.AccountBalanceBroughtForwardPayableorRefundable.Amount	1. Mandatory
6.	PayrollTax.AgencyRecordOfAssessedLiabilitiesPaid.Amount	1. Mandatory
7.	PayrollTax.OverduePenalty.Calculated.Amount	1. Optional 2. This value includes any interest that has accrued on unpaid penalties
8.	Payroll Tax.Payable.Amount	1. Mandatory
9.	PayrollTaxPayment (Tuple one)	
<u>9.1.</u>	PaymentRecord.Due.Date	1. Mandatory
<u>9.2.</u>	PaymentReference(Tuple Four)	
<u>9.2.1.</u>	PaymentMechanism.PaymentMethod.Code	1. Mandatory 2. Value must be one of : BPay, Cheque, DirectCredit, DirectDebit

Deleted: 2

Context – ReportingParty (RP)		
Seq No	XBRL Fact	Rules
<u>9.2.2.</u>	PaymentMechanism.CustomerReference.Number	1. Mandatory

Context – ReportingPartyGroupStatus (RPGS)		
Seq No	XBRL Fact	Rules
10.	OrganisationNameDetails(Tuple one)	
<u>10.1.</u>	OrganisationNameDetails.OrganisationalNameType.Code	1. Mandatory 2. Value must be: 'MN'
<u>10.2.</u>	OrganisationNameDetails.OrganisationalName.Text	1. Mandatory
11.	Remuneration.WagesAndSalaries.TaxableStateTotal.Amount	1. Mandatory
12.	Remuneration.WagesandSalaries.ExemptTotal.Amount	1. Mandatory
13.	Remuneration.WagesAndSalaries.GrossStateIncludingExemptWagesTotal.Amount	1. Mandatory

Context – GovernmentAgency (GA)		
Seq No	XBRL Fact	Rules
1.	PaymentMechanism (Tuple one to four)	

Deleted: 2

Context – GovernmentAgency (GA)		
Seq No	XBRL Fact	Rules
<u>1.1.</u>	PaymentMechanism.PaymentMethod.Code	1. Mandatory 2. Value must be: BPay, Cheque, DirectCredit, DirectDebit ¹¹
<u>1.2.</u>	PaymentMechanism.Instruction.Text	1. Optional Will only be provided when method code is DirectDebit. Value must be a parameterised URL containing the values necessary to interact with the NTG Payment Gateway for the particular payment ¹² .
<u>1.3.</u>	BPay (Tuple zero to one)	
<u>1.3.1.</u>	PaymentMechanism.BpayBiller.Code	1. Mandatory
<u>1.4.</u>	DirectCredit(Tuple zero to one)	
<u>1.4.1.</u>	PaymentMechanism.DirectCreditAccount.Identifier	Common Module Element Not Supplied
<u>1.4.2.</u>	PaymentMechanism.DirectCreditName.Text	Common Module Element Not Supplied
<u>1.4.3.</u>	FinancialInstitutionAccount(Tuple one)	

¹¹ A PaymentMechanism Tuple, when containing a PaymentMechanism.PaymentCode value of 'DirectDebit' WILL NOT contain the DirectDebit Common Module. All necessary information is provided to the lodging party via the PaymentMechanism.Instruction.Text element. Refer to the Sample Instance Document: ptaarnt.0001.lodge.response.02.00.sample.instance.xml.

¹² The company must have registered with the NTG Payment gateway to submit a payment using this mechanism.

Deleted: 2

Context – GovernmentAgency (GA)		
Seq No	XBRL Fact	Rules
1.4.3.1.	FinancialInstitutionAccount.BankStateBranch.Number	1. Mandatory
1.4.3.2.	FinancialInstitutionAccount.FinancialInstitutionAccount.Number	1. Mandatory
1.4.3.3.	FinancialInstitutionAccount.FinancialInstitutionAccountName.Text	1. Mandatory
1.4.3.4.	FinancialInstitutionAccount.FinancialInstitutionBranchName.Text	1. Mandatory
1.4.3.5.	FinancialInstitutionAccount.FinancialInstitutionName.Text	1. Mandatory
1.5.	Cheque (Tuple zero to one)	
1.5.1.	PaymentMechanism.GovernmentAgencyBranch.Code	Common Module Element Not Supplied
1.5.2.	AddressDetails (Tuple one)	
1.5.2.1.	AddressDetails.OverseasAddress.Indicator	Common Module Element Not Supplied
1.5.2.2.	AddressDetails.Usage.Code	1. Mandatory 2. Must always equal 'PMT'

Deleted: 2

Context – GovernmentAgency (GA)		
Seq No	XBRL Fact	Rules
<u>1.5.2.3.</u>	AddressDetails.AttentionTo.Text	1. Mandatory 2. Must be used to communicate the 'Payable to' value for the cheque.
<u>1.5.2.4.</u>	AddressDetails.Line1.Text	1. Mandatory
<u>1.5.2.5.</u>	AddressDetails.Line2.Text	Common Module Element Not Supplied
<u>1.5.2.6.</u>	AddressDetails.Line3.Text	Common Module Element Not Supplied
<u>1.5.2.7.</u>	AddressDetails.Line4.Text	Common Module Element Not Supplied
<u>1.5.2.8.</u>	AddressDetails.LocalityName.Text	1. Mandatory
<u>1.5.2.9.</u>	AddressDetails.Postcode.Text	1. Mandatory
<u>1.5.2.10.</u>	AddressDetails.StateOrTerritory.Code	1. Mandatory
<u>1.5.2.11.</u>	AddressDetails.CountryName.Text	Common Module Element Not Supplied
<u>1.5.2.12.</u>	AddressDetails.Country.Code	Common Module Element Not Supplied

Deleted: 2

Context – GovernmentAgency (GA)		
Seq No	XBRL Fact	Rules
2.	Payroll Tax.Deduction.AnnualMaximumThreshold.Amount	1. Mandatory
3.	PayrollTax.Deduction.PeriodicFixed.Amount	1. Mandatory
4.	TaxRate (Tuple one)	
<u>4.1.</u>	TaxRate.Type.Code	1. Mandatory 2. Value must be "PayrollTax"
<u>4.2.</u>	TaxRate.Designation.Rate	1. Mandatory

Deleted: 2

7 LIST INTERACTIONS

7.1 LIST OUTSTANDING RETURNS SPECIFICATIONS

Interaction Name	List Outstanding Returns
Description	This service will enable clients to view a summary listing of their outstanding Lodgements as at the current date.
Stakeholders	Business, State Revenue Offices
Pre-conditions	Business must be registered for payroll tax with TRO Business has obtained a valid credential
Post-conditions	The business is supplied with a list of outstanding obligations as at the current date This service may called be called multiple times.
Initiating party	Business
Channel	SBR
Core Service Map	List

7.1.1 List Outstanding Returns Request Message

7.1.1.1 Discoverable Taxonomy Set References

Schema	<i>osrntcomn.listoutstandingreturn.request.02.00.report.xsd</i>
Linkbases	<i>osrntcomn.listoutstandingreturn.request.02.00.presLink.xml</i>
	<i>osrntcomn.listoutstandingreturn.request.02.00.labLinkInfoCls.xml</i>
	<i>osrntcomn.listoutstandingreturn.request.02.00.defLink.xml</i>
	<i>osrntcomn.listoutstandingreturn.request.02.00.refLink.xml</i>
Example Instance	<i>osrntcomn.listoutstandingreturn.request.02.00.sample.instance.xml</i>

7.1.1.2 Standard Business Document Header - Content

The Web Services Implementation Guide (WIG) provides the specification of the SBDH. The following table specifies the message specific data element values or any variations to the WIG.

Attribute Name	Instructions/Rules	Rule Imp	SBR Msg Code
sbdm:Message.Type.Text	Mandatory - Value must be "osrntcomn.listoutstandingreturns.request"	1. MIG	1. SBR.GEN.GEN.4

Deleted: 2

7.1.1.3 Standard Business Document Body – Content

The following section describes the facts and context required to be supplied within the XBRL instance document populated into the SBDB element BusinessDocument.instance.text

7.1.1.3.1 List Outstanding Returns Request XBRL Context

Context Spec	Hypercube Name	Associated Segment Dimensions	Instructions / Rules	Rule Imp.	SBR Msg Code
RP	ReportingPartyNT	ReportPartyType, AustralianStatesTerritoriesAndOffShoreAreas	1. Context must only be used once within the instance document. 2. The period start date should be set to the current date 3. The period end date should be set to the current date.	1. MIG 2. MIG 3. MIG	1.SBR.GEN.GEN.19 2. SBR.GEN.GEN.18 3. SBR.GEN.GEN.20

7.1.1.3.2 List Outstanding Returns Request Message Content Table

The following table contains the facts required within the instance document.

Context ReportingParty (RP)				
Seq No.	XBRL Fact	Rules	Rule Imp.	SBR Message Code
1.	Report.Submission.Date	1.Mandatory 2. The field should be set to any valid date	1. MIG 2. MIG	1. NT.OSR.GEN.006 2. NT.OSR.GEN.004

Deleted: 2

7.1.2 List Outstanding Returns Response Message

7.1.2.1 Discoverable Taxonomy Set References

Schema	<i>osrntcomn.listoutstandingreturn.response.02.00.report.xsd</i>
Linkbases	<i>osrntcomn.listoutstandingreturn.response.02.00.presLink.xml</i>
	<i>osrntcomn.listoutstandingreturn.response.02.00.labLinkInfoCls.xml</i>
	<i>osrntcomn.listoutstandingreturn.response.02.00.defLink.xml</i>
	<i>osrntcomn.listoutstandingreturn.response.02.00.refLink.xml</i>
Example Instance	<i>osrntcomn.listoutstandingreturn.response.02.00.sample.instance.xml</i>

7.1.2.2 Standard Business Document Header - Content

The Web Services Implementation Guide (WIG) provides the specification of the Standard Business Document Header (SBDH). The following table specifies the message specific data element values or any variations to the WIG

Attribute Name	Instructions/Rules
sbdm:Message.Type.Text	Mandatory - Value must be "osrntcomn.listoutstandingreturns.response"

Deleted: 2

7.1.2.3 Standard Business Document Body - Content

The following describes the facts and context required to be supplied within the XBRL instance document populated into the SBDB element BusinessDocument.instance.text

7.1.2.3.1 List Outstanding Returns Response XBRL Context

Context Spec	Hypercube Name	Associated Segment Dimensions	Instructions / Rules
RP	ReportingPartyNT	ReportPartyType, AustralianStatesTerritoriesAndOffShoreAreas	1. Context must only be used once within the instance document 2. The start and end period dates will both be set to the current date

Deleted: 2

7.1.2.3.2 List Outstanding Returns Response Message Content Table

The following table contains the facts provided in the instance document.

Context - ReportingParty (RP)		
Seq No.	XBRL Fact	Rules
<u>1.</u>	Organisation Name Details (Tuple One)	
<u>1.1.</u>	OrganisationNameDetails.OrganisationalNameType.Code	<u>1.</u> Mandatory <u>2.</u> Value is: 'MN'
<u>1.2.</u>	OrganisationNameDetails.OrganisationalName.Text	<u>1.</u> Mandatory
<u>2.</u>	Obligation Detail (Tuple zero to many)	
<u>2.1.</u>	Period.Start.Date	1. Mandatory
<u>2.2.</u>	Period.End.Date	1. Mandatory
<u>2.3.</u>	Report.Name.Text	1. Mandatory
<u>2.4.</u>	Report.Type.Code	1. Mandatory

Deleted: 2

7.2 LIST HISTORIC RETURNS SUMMARY

Interaction Name	List Historic Returns
Description	This service will enable clients to view a summary listing of their Lodgements for the current financial reporting period . ¹³ The service will also return a single figure that represents the total of all payments received by the TRO from the business for the current financial year – this included fines, penalties and payroll tax.
Stakeholders	Business, State Revenue Offices
Pre-conditions	Business must be registered with TRO
Post-conditions	The business is supplied with a list of previously lodged periodic and annual returns for the current financial reporting period. This service may called be called multiple times
Initiating party	Business
Channel	SBR
Core Service Map	List

7.2.1 List Historic Return Request Message

7.2.1.1 Discoverable Taxonomy Set References

Schema	<i>osrntcomn.lsthistoricreturn.request.02.00.report.xsd</i>
Linkbases	<i>osrntcomn.lsthistoricreturn.request.02.00.presLink.xml</i>
	<i>osrntcomn.lsthistoricreturn.request.02.00.labLinkInfoCls.xml</i>
	<i>osrntcomn.lsthistoricreturn.request.02.00.defLink.xml</i>
	<i>osrntcomn.lsthistoricreturn.request.02.00.refLink.xml</i>
Example Instance	<i>osrntcomn.lsthistoricreturn.request.02.00.sample.instance.xml</i>

7.2.1.2 Standard Business Document Header - Content

The WIG provides the specification of the SBDH. The following table specifies the message specific data element values or any variations to the WIG.

Attribute Name	Instructions/Rules	Rule Imp	SBR Msg Code
sbdm:Message.Type.Text	Mandatory - Value must be "osrntcomn.lsthistoricreturns.request"	1. MIG	1. SBR.GEN.GEN.4

¹³ A reporting period is considered closed once the Annual or Final Return has been lodged for a financial year

Deleted: 2

7.2.1.3 Standard Business Document Body - Content

The following describes the facts and context required to be supplied within the XBRL instance document populated into the SBDB element BusinessDocument.instance.text

7.2.1.3.1 List Historic Returns Request XBRL Context

The List Historic Request message requires the following Context specifications – see section 3 for details:

Context Spec	Hypercube Name	Associated Segment Dimensions	Instructions / Rules	Rule Imp.	SBR Msg Code
RP	ReportingPartyNT	ReportPartyType, AustralianStatesTerritoriesAndOffShoreAreas	1. Context must only be used once within the instance document. 2. The period start date should be set to the current date 3. The period end date should be set to the current date.	1. MIG 2. MIG 3. MIG	1.SBR.GEN.GEN.19 2. SBR.GEN.GEN.18 3. SBR.GEN.GEN.20

7.2.1.3.2 List Historic Returns Request Message Content Table

The following table contains the facts required within the instance document.

Context – ReportingParty (RP)				
Seq No.	XBRL Fact	Rules	Rule Imp.	SBR Message Code
1.	Report.Submission.Date	1.Mandatory 2. The field should be set to the current date	MIG	1. NT.OSR.GEN.006 2. NT.OSR.GEN.004

Deleted: 2

7.2.2 List Historic Return Response Message

7.2.2.1 Discoverable Taxonomy Set References

Schema	<i>osrntcomn.listhistoricreturn.response.02.00.report.xsd</i>
Linkbases	<i>osrntcomn.listhistoricreturn.response.02.00.presLink.xml</i>
	<i>osrntcomn.listhistoricreturn.response.02.00.labLinkInfoCls.xml</i>
	<i>osrntcomn.listhistoricreturn.response.02.00.defLink.xml</i>
	<i>osrntcomn.listhistoricreturn.response.02.00.refLink.xml</i>
Example Instance	<i>osrntcomn.listhistoricreturn.response.02.00.sample.instance.xml</i>

7.2.2.2 Standard Business Document Header - Content

The Web Services Implementation Guide (WIG) specifies the content of the Standard Business Document Header (SBDH). The following table provides additional information in relation to specific SBDH data element to that specified within the WIG.

Attribute Name	Instructions/Rules
sbdm:Message.Type.Text	Mandatory - Value must be "osrntcomn.listhistoricreturns.response"

Deleted: 2

7.2.2.3 Standard Business Document Body - Content

The following describes the facts and context required to be supplied within the XBRL instance document populated into the SBDB element BusinessDocument.instance.text

7.2.2.3.1 List Historic Returns Response XBRL Context

The List Historic Response message requires the following Context specifications – see section 3 for details:

Context Spec	Hypercube Name	Associated Segment Dimensions	Instructions / Rules
RP	ReportingPartyNT	ReportPartyType, AustralianStatesTerritoriesAndOffShoreAreas	1. Context must only be used once within the instance document 2. The start and end period dates will both be set to the current date

7.2.2.3.2 List Historic Returns Response Message Content Table

The following table contains the facts provided in the instance document.

Context – ReportingParty (RP)		
Seq No.	XBRL Fact	Instructions/Rules
<u>1.</u>	PayrollTax.AgencyRecordofAssessedLiabilitiesPaid.Amount	1.Mandatory ¹⁴
<u>2.</u>	Organisation Name Details (Tuple One)	
<u>2.1.</u>	OrganisationNameDetails.OrganisationalNameType.Code	1. Mandatory 2. Value is: 'MN'
<u>2.2.</u>	OrganisationNameDetails.OrganisationalName.Text	1. Mandatory
<u>3.</u>	ObligationDetail (Tuple Zero to Many)	

¹⁴ This value will represent the sum of all payments made by the entity to the NT Revenue office for payroll tax (including fines and penalties) for the **current financial year only**

Deleted: 2

Context – ReportingParty (RP)		
Seq No.	XBRL Fact	Instructions/Rules
<u>3.1.</u>	Period.Start.Date	1. Mandatory
<u>3.2.</u>	Period.End.Date	1. Mandatory
<u>3.3.</u>	Report.Name.Text	1. Mandatory
<u>3.4.</u>	Report.Type.Code	1. Mandatory
<u>3.5.</u>	LodgementHistory(Tuple Zero to One)	
<u>3.5.1.</u>	Lodgement.Channel.Code	1. Mandatory
<u>3.5.2.</u>	Lodgement.Receipt.Identifier	1. Mandatory
<u>3.5.3.</u>	Lodgement.Received.Date	1. Mandatory
<u>3.5.4.</u>	PayrollTax.PayableTaxCalculated.Amount	1. Mandatory

Deleted: 2

APPENDIX A – THE MESSAGE CONTENT TABLE EXPLAINED

This section defines the table structure that **must** be used to define the context, structure, and rules of the data elements contained within the XBRL instance document – referred to as the message content table.

There will be a message content table for each context within the message. The grouping of the data elements in accordance to the context aligns to how the data elements are built into the XBRL taxonomy and this consistent presentation will assist Software Developers.

The message content table uses the following rows and columns:

Context Type (row at top of table): This is the name of the XBRL Context Specification or Context Instance which has been defined early in the MIG document.

Sequence Number: This is a sequential number used to indicate the expected order of the data elements within the instance document and to describe the structure of tuples. Data elements within a tuple are allocated a multilevel number to indicate the expected structure and order of the data elements contained within the tuple. If there are nested tuples then the sequence number goes to next numbering level. The following is an extracts from a message content table which illustrates the sequence numbering and multileveling required to cater for tuples and nested tuples.

Seq No.	XBRL Fact
1.	PaymentMechanism (Tuple: zero to many)
1.1.	PaymentMechanism.PaymentMethod.Code
1.2.	PaymentMechanism.Instruction.Text
1.3.	DirectDebit (tuple zero to one)
1.3.1.	PaymentMechanism.Direct DebitAccount.Identifier
1.3.2.	PaymentMechanism.Direct Debit Name.Text
1.4.	DirectCredit (tuple zero to one)
1.4.1.	PaymentMechanism.Direct CreditAccount.Identifier
1.4.2.	PaymentMechanism.Direct CreditName.Text
1.4.3.	FinancialInstitutionAccount (Tuple One Only)
1.4.3.1.	FinancialInstitutionAccount.BankStateBranch.Number
1.4.3.2.	FinancialInstitutionAccount.FinancialInstitutionAccount.Number
1.4.3.3.	FinancialInstitutionAccount.FinancialInstitutionAccountName.Text
1.4.3.4.	FinancialInstitutionAccount.FinancialInstitutionBranchName.Text
1.4.3.5.	FinancialInstitutionAccount.FinancialInstitutionName.Text

Deleted: 2

XBRL Fact: This is the name of the data element to be reported. For example:

Identifiers.AustralianBusinessNumber.Identifier

Instructions / Rules: This column describes all the instructions / rules applicable to the data element. Each rule needs to be given a sequential number which links the rule to its implementation and message code. Rules would include information such as optionality, presentation criteria and the use of XML attributes such as IsVisible.

Rule Implementation: This column informs Software Developers how the rules specified in the Rules column will be provided.

NOTE: This column is only applicable for request messages and the column will not be present in the table for Response Messages.

There can only be the following options:

XBRL – validation provided via the XBRL schemas and linkbases. Typically rules implemented via XBRL do not need to be specified within the MIG. Only those rules that are considered to provide necessary information to software developers should be defined within the MIG. An example of this is the rules associated with the domain values of a dimension within a context specification.

Schematron ID – for rules that cannot be implemented using XBRL some agencies will provide a schematron implementation of the rule. When schematron is provided then the unique ID used to identify the rule within the schematron file must be provided within the MIG. The following is an example of how this should appear in the column: Schematron ID = VICMIG001

MIG - There will be situations where rules will not be provided to Software Developer in a machine readable format and the description of the rule in the MIG is all that will be provided. In this situation the Software Developer has the choice of either implementing the rule as specified within the MIG or they rely on the agency to validate the data element (the expectation is that the Agency

Deleted: 2