



An Australian Government Initiative
Standard Business Reporting

SBR

Standard Business Reporting

TAS SRO Periodic Payroll Tax Message Implementation Guide

Program name: *Standard Business Reporting*

Date: ~~30 June 9 December 2010~~2011

[Production Release – suitable for use](#)

 This document and its attachments are **Unclassified**



[For further information or questions,
contact the SBR Service Desk at
SBRServiceDesk@sbr.gov.au or call
+61 1300 488 231. International callers
may use +61-2-6216 5577](#)

VERSION CONTROL

Version	Release date	Description of changes
1.0	02/06/2009	Initial release
2.0	16/12/2009	Production Release – Suitable for use
2.1	25/03/2010	List Outstanding & List Historic Services removed to separate document – <i>TAS SRO Payroll Tax Common Message Implementation Guide</i> ; Clarification of period start and end dates.
2.2	2/11/2010	CR 30732 Inclusion of Electronic Payment Authority (EPA) field CR 32259 Correct element AddressDetails.usage.code in lodge response message CR 34616 Implementation of PeriodDetails common module
<u>2.3</u>	<u>30/06/2011</u>	<u>Include existing rule for Amount Facts: 'Value must be presented to two decimal places. Decimal places can be zero'.</u>

ENDORSEMENT

APPROVAL

Helen Austin

Chief Solutions Architect
Solutions Integration
Standard Business Reporting

Joe Bilac

Principal Business Analyst/ Systems Administrator
Business Development Unit
State Revenue Office, Tasmania

Copyright

[© Commonwealth of Australia 2011](#)

[This work is copyright. Use of this Information and Material is subject to the terms and conditions in the "SBR Disclaimer and Conditions of Use" which is available at <http://www.sbr.gov.au>. You must ensure that you comply with those terms and conditions. In particular, those terms and conditions include disclaimers and limitations on the liability of the Commonwealth and an indemnity from you to the Commonwealth and its personnel, the SBR Agencies and their personnel.](#)

[You must include this copyright notice in all copies of this Information and Material which you create. If you modify, adapt or prepare derivative works of the Information and Material, the notice must still be included but you must add your own copyright statement to your modification, adaptation or derivative work which makes clear the nature of your modification, adaptation or derivative work and you must include an acknowledgement that the adaptation, modification or derivative work is based on Commonwealth owned Information and Material.© Commonwealth of Australia 2010](#)

[This work is copyright. Use of the Information and Material is subject to the terms and conditions in the "SBR Disclaimer and Conditions of Use " which is available at <http://www.sbr.gov.au>. You must ensure that you comply with those terms and conditions. In particular, those terms and conditions include disclaimers and limitations on the liability of the Commonwealth and the SBR Agencies and an indemnity from you to the Commonwealth and its personnel, the SBR Agencies and their personnel.](#)

[You must include this copyright notice in all copies of this Information and Material which you create. If you modify, adapt or prepare derivative works of the Information and Material, the notice must still be included but you must add your own copyright statement to your modification, adaptation or derivative work which makes clear the nature of your modification, adaptation or derivative work and you must include an acknowledgement that the adaptation, modification or derivative work is based on Commonwealth owned Information and Material.](#)

Table of contents

1	Introduction	6
1.1	Purpose	6
1.2	Audience and Scope	6
1.3	References	6
1.4	Change Management	7
2	General Instructions	8
2.1	Authorisation of Intermediaries	8
2.2	SBDH Variations	8
2.2.1	Business Documents	8
2.2.2	Attachments	8
2.2.3	Document Identifiers	8
2.2.4	Lodgement date and time interpretation	8
2.3	Response Messages	9
2.3.1	Messages described in the MIG	9
2.3.2	Messages not described in the MIG	9
2.3.3	Messages not described at all	9
2.4	Rule Expression	9
2.4.1	Tuples and Context	9
2.5	Balance Attribute Not to be Used	9
2.6	Monetary Fields	9
3	Business Overview	10
3.1	Business Applicability Period	10
3.2	Report Version	10
4	XBRL Context Specifications	12
4.1	Context Specification – ReportingParty	12
	Context Specification – GroupStatus	13
4.2	Context Specification – GovernmentAgency	14
5	Periodic Return Interaction Model	15
5.1	Prerequisites	15
5.2	Service Summary	17
5.2.1	Lodge Interaction	17
5.2.2	Re-Lodge Interaction	17
5.3	List Outstanding Obligations Specifications	18
5.4	List Historic Returns Specifications	18
5.5	Periodic Calculate Specifications	18
5.5.1	Calculate Periodic Return Request - Message	18
5.5.1.1	Discoverable Taxonomy Set References	18
5.5.1.2	Standard Business Document Header Content	19
5.5.1.3	Standard Business Document Body Content	20
5.5.2	Calculate Periodic Return Response - Message	23
5.5.2.1	Discoverable Taxonomy Set References	23
5.5.2.2	Standard Business Document Header Content	23
5.5.2.3	Standard Business Document Body Content	23
5.6	Periodic Lodge Specifications	27
5.6.1	Lodge Periodic Return Request – Message	27
5.6.1.1	Discoverable Taxonomy Set References	27
5.6.1.2	Standard Business Document Header Content	27
5.6.1.3	Standard Business Document Body Content	28
5.6.2	Lodge Periodic Return Response - Message	32
5.6.2.1	Discoverable Taxonomy Set References	32
5.6.2.2	Standard Business Document Header Content	32
5.6.2.3	Standard Business Document Body Content	32
	Appendix A – The Message Content Table Explained	39

List of Figures

Figure 1 – TAS SRO Payroll Tax Business Context Overview	11
Figure 2 – Lodge Periodic Payroll Tax Workflow for TAS State Revenue Office	16

Terminology

For definition of the terminology and acronyms used within this document please refer to the glossary on the SBR website – Click

<https://www.sbr.gov.au/content/public/help/glossaryhere> to go to the glossary.

The key words “MUST”, “MUST NOT”, “REQUIRED”, “SHALL”, “SHALL NOT”, “SHOULD”, “SHOULD NOT”, “RECOMMENDED”, “MAY”, and “OPTIONAL” in this document are to be interpreted as described in RFC 2119 <http://www.ietf.org/rfc/rfc2119.txt>. The use of the word “Mandatory” is to be read as “MUST”.

1 INTRODUCTION

1.1 PURPOSE

The purpose of this document is to support software developers in the implementation of the SBR payroll tax periodic reporting service for the state of Tasmania.

This document should be read in conjunction with the *TAS SRO Payroll Tax Common Message Implementation Guide* and the *TAS SRO Annual Payroll Tax Message Implementation Guide*.

1.2 AUDIENCE AND SCOPE

This document contains the necessary information to support TAS State Revenue Office (TAS SRO) Payroll Tax implementation for Periodic Returns.

1.3 REFERENCES

Ref	Document Link	Document description
1)	State and Territory Revenue Office Payroll Tax Common Message Implementation Guide Overview document can be downloaded at <u>https://www.sbr.gov.au/content/wcm/myconnect/9e880f00443b87e4b0bef11d1010561a/2009+-+ALL+OSR+-+MIG+-+Common+P+Tax+-+v009.pdf?MOD=AJPERES&CONVERT_TO=url (requires login)</u> <u>http://www.sbr.gov.au/Developers/Downloads/Common-components.aspx</u>	This is the entry document to the individual SRO MIGS. This document provides a holistic view of the SRO payroll tax solutions and highlights where opportunities for consistent solutions have been adopted.
2)	The SBR Web Service Implementation Guide document can be downloaded at <u>https://www.sbr.gov.au/content/myhome/softwaredevelopers/downloads/commoncomponents (requires login)</u> <u>http://www.sbr.gov.au/Developers/Downloads/Common-components.aspx</u>	Technical interface data that is common to all business processes and messages that use the SBR channel: <ul style="list-style-type: none"> • Web service protocol specifications • Standard message header structure • Standard error codes • Authentication protocol and trust broker
3)	The SBR Taxonomy Architecture document can be downloaded at <u>https://www.sbr.gov.au/content/myhome/softwaredevelopers/downloads/commoncomponents (requires login)</u> <u>http://www.sbr.gov.au/Developers/Downloads/Common-components.aspx</u>	Reference document that describes the structure of the SBR taxonomy, its naming conventions, release management and change control, and how each business interaction fits within the architecture.
4)	The Software Developer Kit documentation can be accessed at <u>https://www.sbr.gov.au/content/myhome/softwaredevelopers/sdkguide (requires login)</u> <u>http://www.sbr.gov.au/Developers/Software-developers-kit/SDK-Guide.aspx</u>	Reference information for software developers using the SBR software developer kit

Formatted: Font: 9 pt

Formatted: Font: 9 pt

Formatted: Font: 9 pt

Formatted: Font: 9 pt

1.4 CHANGE MANAGEMENT

If a material change is required to the TAS SRO Periodic Payroll Tax Message Implementation Guide the document will be re-released. The Taxonomy Approval Committee must approve any change.

2 GENERAL INSTRUCTIONS

This section provides instructions that are relevant across all collaborations and messages specified within this MIG.

2.1 AUTHORISATION OF INTERMEDIARIES

TAS SRO utilises a delegated authority model for Tasmanian Revenue Online (TRO) and SBR. For each TRO account there is one Administrator and they can add as many General Users as they like. To use SBR each user will be required to obtain an SBR Credential (AUSkey) and link this to their User ID in TRO. An Intermediary can be either an Administrator or a General User.

2.2 SBDH VARIATIONS

The WIG describes the SBDH content in detail. This section only describes variations from what is defined in the WIG.

2.2.1 Business Documents

Only one business document per message will be accepted in the SBDB for TAS SRO messages. Any message containing more than one business document will be rejected. Refer to the WIG for the response code.

2.2.2 Attachments

No attachments will be accepted or provided for TAS SRO interactions. Any messages containing attachments will be rejected.

2.2.3 Document Identifiers

The following document Identifiers are used by TAS SRO:

- `BusinessDocument.GovernmentGeneratedIdentifier.Text` – used to uniquely identify each outstanding payroll tax obligation. This identifier is contained within the message content. The data element `BusinessDocument.GovernmentGeneratedIdentifier.Text` within the SBDH is not used by TAS SRO.

2.2.4 Lodgement date and time interpretation

The SBDH contains a lodgement receipt date and time. This is contained in the element `Lodgement.Receipt.Datetime`, is in `xs:dateTime` format and must be provided in UTC time (not local). For List and Calculate interactions TAS SRO will not provide a lodgement receipt. For Lodgement interactions, the time assigned to the lodgement receipt will be the time the lodgement is received (in UTC format). It should also be noted that conversion of `Lodgement.Receipt.Datetime` to local time must occur before displaying the date. Failure to perform this conversion could lead to an incorrect date being displayed to the user.

2.3 RESPONSE MESSAGES

2.3.1 Messages described in the MIG

Where business rules associated with data elements could be reasonably implemented by a Software Developer they have been described in the business content tables below along with an associated response message code. A description of response message coding can be found in Appendix A of this document.

2.3.2 Messages not described in the MIG

Some business rules are implemented within the TAS SRO core processing systems but are not practical to be implemented elsewhere as they refer to business data held within the TAS SRO. These messages are listed in the SBR Response Message Repository only.

An example of this type of message follows:

Message Event Item	Value
Message.Event.Item.Error.Code	TAS.OSR.PTXPCW.000001
Message.Event.Item.Severity.Code	Warning
Message.Event.Item.Short.Description	Inconsistent data for current Group Structure – Threshold not applied. Please contact TAS SRO.
Message.Event.Item.Detailed.Description	The information you have supplied does not match the requirements for the Group Structure we currently have on file for you. The Threshold for Payroll Tax liability has not been applied and the amount indicated in this calculation may not be the correct amount you are required to pay. Please contact the TAS State Revenue Office to advise of required changes to Group Structure.

2.3.3 Messages not described at all

There may be limited messages produced by TAS SRO core processing systems that have not been documented. They will be returned in the format as described above.

2.4 RULE EXPRESSION

2.4.1 Tuples and Context

All facts reported in a tuple must use the same context.

2.5 BALANCE ATTRIBUTE NOT TO BE USED

The attributes of each element used in the TAS SRO Report are based on the SBR AU Taxonomy and apart from the label, legal reference and guidance (where provided) cannot be relied upon to be that of TAS SRO. The Balance attributes in particular should not be relied upon, as they are known to be incorrect for TAS SRO.

2.6 MONETARY FIELDS

Unless otherwise stated, these fields are a maximum of 14 characters in length: eleven digits, a decimal point and two decimal places.

3 BUSINESS OVERVIEW

The TAS SRO Business Context for Periodic Returns diagram below (Figure 1) illustrates all possible interactions between the client and TAS State Revenue Office

- The diagram shows all interactions currently available to the Client via the TAS SRO Portal (www.sro.tas.gov.au).
- The interactions which will be available via the SBR platform are the **Return Lodgement** and **Payment Calculation & Reference** functions shown in the middle section of the diagram.
- These interactions cover the following business functions:
 1. Lodge Periodic Return
 2. Re-Lodge Periodic Return

Note : 'Lodge Annual Return' will also be supported via the SBR platform and is documented in the *TAS SRO Annual Payroll Tax Message Implementation Guide*.

3.1 BUSINESS APPLICABILITY PERIOD

TAS SRO requires that the latest reporting schema must be used regardless of the period that the data relates to.

3.2 REPORT VERSION BUSINESS APPLICABILITY PERIOD SCHEMA USE BY DATE

The SBR report version for 2011 is **ptmrtas.0001.02.01** ~~TAS SRO requires that the latest reporting schema must be used regardless of the period that the data relates to.~~

Business Interactions with TAS SRO

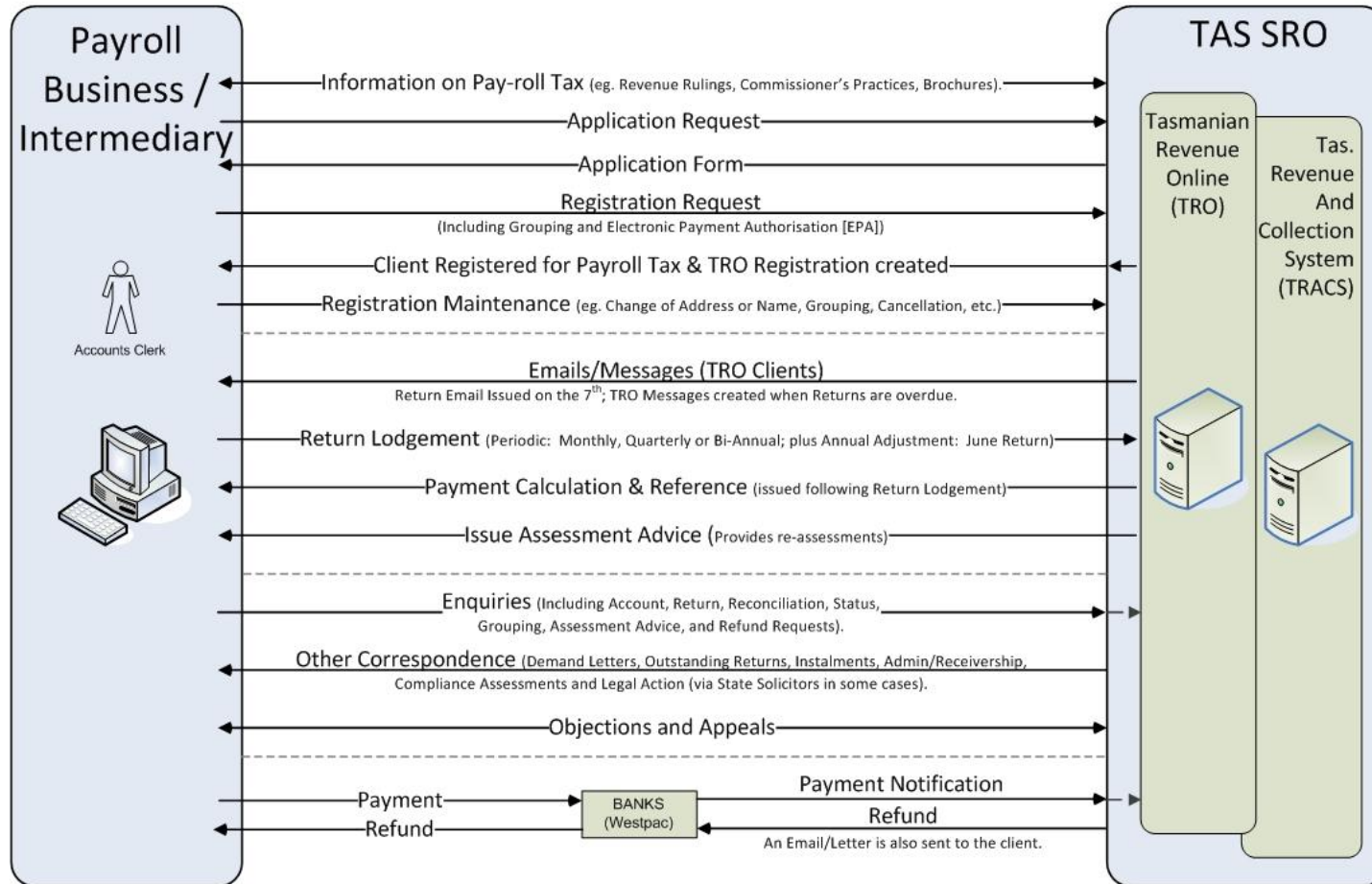


Figure 1 – TAS SRO Payroll Tax Business Context Overview

4 XBRL CONTEXT SPECIFICATIONS

The following sections define the context specifications that will be used within this MIG. The context types are allocated to the individual data elements within the message specifications below.

4.1 CONTEXT SPECIFICATION – REPORTINGPARTY

This context type defines the reporting party (i.e. the primary entity to which the report directly relates to) and their jurisdiction, in this case TAS.

XBRL Instance Context Data Concept	Requirement	Instructions/Rules	Rule Imp	SBR Msg code
Context Identifier	Mandatory	This is a unique identifier used to link the data element to a defined XBRL context. SBR is recommending a four character id starting with "C" and a three digit sequential number for each context e.g. C001 1. Must be a valid value	1. XBRL	1. NA
Entity Identifier	Mandatory	This field must be set to the ABN that the business document instance relates to. 1. Must be a valid ABN 2. ABN must be registered with receiving agency 3. ABN must be authorised by receiving agency	1. MIG 2. AGENCY 3. AGENCY	1. SBR.GEN.GEN.0001 2. SBR.GEN.GEN.0013 3. TAS.OSR.PTXGGE.0002
Entity Identifier Scheme	Mandatory	1. This field must be set to http://www.abr.gov.au/abn	1. MIG	1. SBR.GEN.GEN.0014
Entity Segment	Mandatory	1. Explicit member dimension ReportPartyType must be set to "RprtPyType.02.03:ReportingParty"	1. XBRL	1. SBR.GEN.GEN.0015
	Mandatory	1. Explicit member dimension AustralianStatesTerritoriesAndOffShoreAreas must be set to "h01.02.01:TAS"	1. XBRL	1. SBR.GEN.GEN.0015
Period Date - Start Date	Mandatory	See Context specification within Message Specification section	1. MIG	1. SBR.GEN.GEN.0018
Period Date - End Date	Mandatory	See Context specification within Message Specification section	1. MIG	1. SBR.GEN.GEN.0020

CONTEXT SPECIFICATION – GROUPSTATUS

This context is required to identify the reporting party, their jurisdiction and the group member structure they are reporting under.

XBRL Instance Context Data Concept	Requirement	Instructions/Rules	Rule Imp	SBR Msg code
Context Identifier	Mandatory	This is a unique identifier used to link the data element to a defined XBRL context. SBR is recommending a four character id starting with "C" and a three digit sequential number for each context e.g. C001 1. Must be a valid value	1. XBRL	1. NA
Entity Identifier	Mandatory	This field must be set to the ABN that the business document instance relates to. 1. Must be a valid ABN 2. ABN must be registered with receiving agency 3. ABN must be authorised by receiving agency	1. MIG 2. AGENCY 3. AGENCY	1. SBR.GEN.GEN.0001 2. SBR.GEN.GEN.0013 3. TAS.OSR.PTXGGE.0002
Entity Identifier Scheme	Mandatory	1. This field must be set to http://www.abr.gov.au/abn	1. MIG	1. SBR.GEN.GEN.0014
Entity Segment	Mandatory	1.Explicit member dimension ReportPartyType must be set to "RprtPyType.02.03:ReportingParty"	1. XBRL	1. SBR.GEN.GEN.0015
	Mandatory	1. Explicit member dimension AustralianStatesTerritoriesAndOffShoreAreas must be set to "h01.02.01:TAS"	1. XBRL	1. SBR.GEN.GEN.0015
	Mandatory	1.Explicit member dimension EmployerGroupStatus must be set to the following value: "EmpGrpSts.02.04:NSP"	1. XBRL	1. TAS.OSR.PTXGGE.0005
Period Date - Start Date	Mandatory	See Context specification within Message Specification section	1. MIG	1. SBR.GEN.GEN.0018
Period Date - End Date	Mandatory	See Context specification within Message Specification section	1. MIG	1. SBR.GEN.GEN.0020

4.2 CONTEXT SPECIFICATION – GOVERNMENT AGENCY

This context type defines the government agency (in this case TAS SRO).

Note – this context is only used in response messages generated by TAS SRO.

XBRL Instance Context Data Concept	Requirement	Instructions/Rules	Rule Imp	SBR Msg code
Context Identifier	Mandatory	This is a unique identifier used to link the data element to a defined XBRL context. SBR is recommending a four character id starting with "C" and a three digit sequential number for each context e.g. C001 1. Must be a valid value	1. XBRL	1. NA
Entity Identifier	Mandatory	This field must be set to the ABN of TAS SRO.	1. AGENCY	1. NA
Entity Identifier Scheme	Mandatory	1. This field must be set to http://www.abr.gov.au/abn	1. AGENCY	1. NA
Entity Segment	Mandatory	1. Explicit member dimension ReportPartyType must be set to "RprtPyType.02.03:GovernmentAgency"	1. AGENCY	1. NA
Period Date - Start Date	Mandatory	See Context specification within Message Specification section	1. AGENCY	1. NA
Period Date - End Date	Mandatory	See Context specification within Message Specification section	1. AGENCY	1. NA

5 PERIODIC RETURN INTERACTION MODEL

The TAS SRO Periodic Return allows TAS Payroll Tax registered clients to lodge their reporting obligations for the required period. A client's legal obligation for the TAS SRO Periodic Payroll Tax is deemed to have been met on receipt of a payment for the return period.

There is a legal requirement for clients to advise TAS SRO of changes to their records and details when they occur. As the periodic return is the sole enforced transaction on a monthly basis, for the majority of clients, it is used to encourage them to advise TAS SRO of employer record changes as well.

5.1 PREREQUISITES

Before a business client can submit payroll tax returns through the SBR channel to TAS SRO the following prerequisites must be met.

Payroll Tax liable company submitting their own returns:

- To successfully interact with the TAS State Revenue Office, a client must have a current registration with TAS SRO for Payroll Tax, and is required to lodge payroll tax returns on a regular basis.
- Each relevant client user must have obtained an AUSkey credential before using the SBR channel for lodgement of TAS Payroll Tax obligations.

Note: They will also be able to use this credential to access the TAS SRO TRO Application accessed via the portal from the 2010 return year.

- Each relevant client user has associated their AUSkey credential with their TAS SRO TRO user identifier.
- The submitting user is authorised to lodge a periodic return in TRO.

Intermediaries (accountants, pay bureaux, etc) submitting for a client:

- The intermediary must have registered with TAS SRO as an intermediary, even if liable for submitting their own payroll tax returns.
- The client and intermediary relationship has been established and authorised in TRO.
- Each relevant intermediary employee must have obtained an AUSkey credential before using the SBR channel for lodgement of TAS Payroll Tax obligations.
- Each relevant intermediary employee has associated their AUSkey credential with their TRO user identifier.
- The submitting intermediary employee is authorised to lodge a periodic return in TRO for the respective business client.

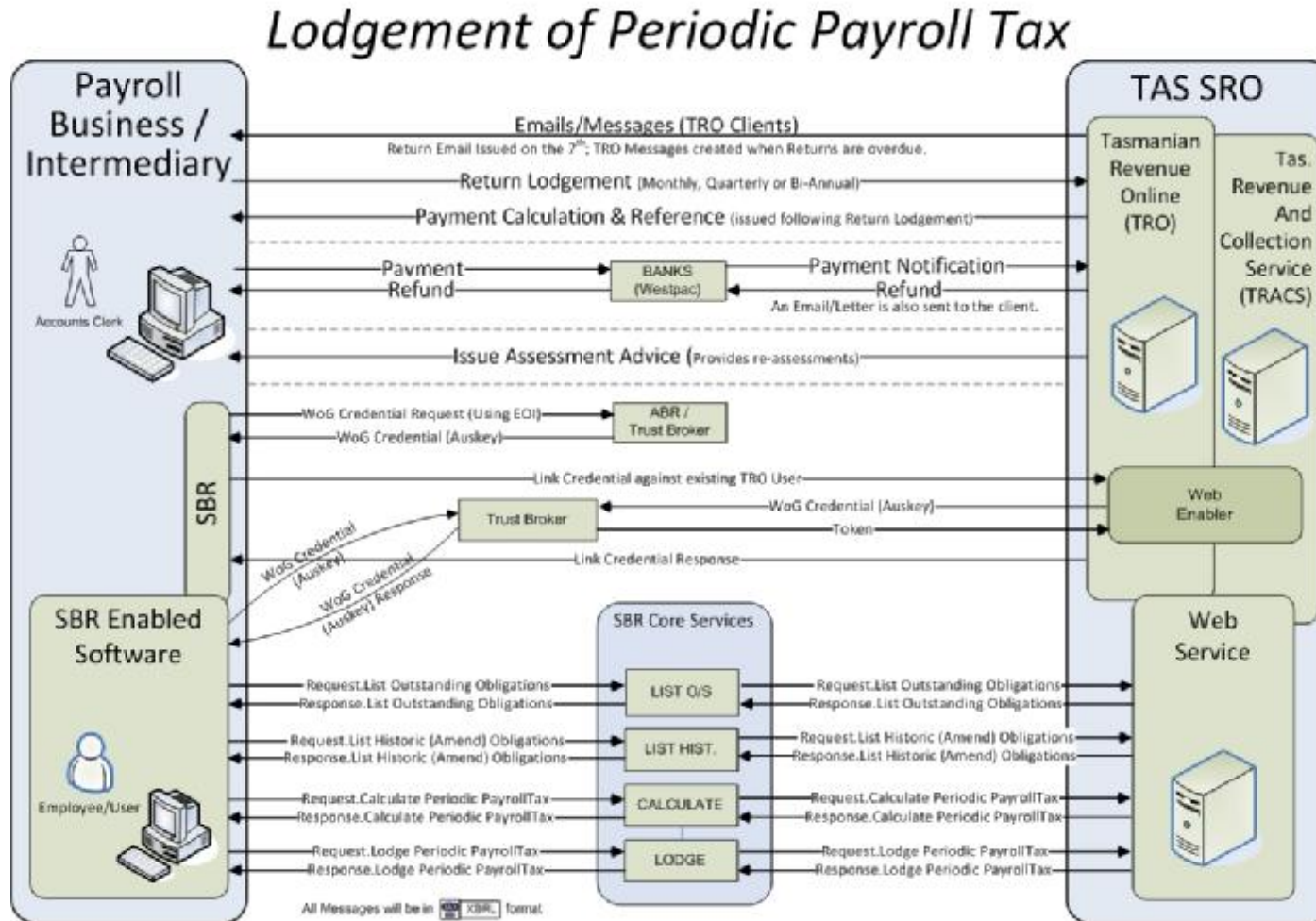


Figure 2 – Lodge Periodic Payroll Tax Workflow for TAS State Revenue Office

5.2 SERVICE SUMMARY

The workflow defined in the diagram above represents the abstract process model for the periodic payroll tax return. The following defines the sequence, optionality and repeatability of the service execution. Where a service is identified as '*Mandatory*' then the Software Developer has to implement this service as the service needs to be executed by the business in order to complete the transaction. Repeatability indicates if the business can execute the service more than once – 'Yes' meaning that a service can be executed multiple times within the sequence.

The services must be executed in the specified sequence – if a service is executed out of sequence then the SBR response code SBR.GEN.GEN.10 is returned.

5.2.1 Lodge Interaction

	Service Name	Mandatory	Repeatability
1	List Outstanding Obligations This service will enable clients to query a summary listing of their outstanding obligations. Only outstanding returns from the July 2010 obligation onwards will be available through this service.	Yes	Yes
2	Calculate Periodic PayrollTax This service enables clients to submit their periodic wages amounts for TAS validation and liability calculations, prior to formal lodgement of the return. This same service is used if amending a return lodged within the last seven days.	Yes	Yes
3	Lodge Periodic PayrollTax This service enables clients to lodge their Payroll Tax periodic return. This same service is used if amending a return lodged within the last seven days.	Yes	Yes
4	List Historic Returns This service will enable clients to query a summary listing of their lodgements within the last seven days from original lodgement.	No	Yes

5.2.2 Re-Lodge Interaction

	Service Name	Mandatory	Repeatability
1	List Historic Returns This service will enable clients to query a summary listing of their lodgements for the current and previous seven days from original lodgement.	Yes	Yes
2	Calculate Periodic PayrollTax This service enables clients to submit their periodic wages amounts for TAS validation and liability calculations, prior to formal lodgement of the return.	Yes	Yes

	Service Name	Mandatory	Repeatability
3	Lodge Periodic PayrollTax This service enables clients to re-lodge their Payroll Tax periodic return.	Yes	Yes

5.3 LIST OUTSTANDING OBLIGATIONS SPECIFICATIONS

Refer to TAS SRO Payroll Tax Common Message Implementation Guide, section 5.3.

5.4 LIST HISTORIC RETURNS SPECIFICATIONS

Refer to TAS SRO Payroll Tax Common Message Implementation Guide, section 5.4.

5.5 PERIODIC CALCULATE SPECIFICATIONS

Interaction Name	Periodic Calculate
Description	The purpose of this interaction is to enable the business to supply the relevant revenue data elements to TAS SRO who determine the business liability and amount payable based on this information.
Stakeholders	Business, State Revenue Offices
Pre-conditions	Either List options have been successfully performed. User has Populated the periodic return with all required information needed to complete the return with a valid outstanding document identifier.
Post-conditions	Success: The User will receive details of the tax calculation. Failure: The User will receive an Error message.
Initiating party	Business
Channel	SBR
Core Service Map	PreLodge

5.5.1 Calculate Periodic Return Request - Message

5.5.1.1 Discoverable Taxonomy Set References

Schema	<i>ptmrtas.0001.calculate.request.02.01.report.xsd</i>
Linkbases	<i>ptmrtas.0001.calculate.request.02.01.defLink.xml</i>
	<i>ptmrtas.0001.calculate.request.02.01.labLinkInfoCls.xml</i>
	<i>ptmrtas.0001.calculate.request.02.01.presLink.xml</i>
	<i>ptmrtas.0001.calculate.request.02.01.refLink.xml</i>
Schematron	NA

5.5.1.2 Standard Business Document Header Content

The WIG provides the specification of the SBDH. The following table specifies the message specific data element values or any variations to the WIG.

Attribute Name	Rules / Values	Rule Imp	SBR Msg code
sbdm:Message.Type.Text	1. Mandatory - Value must be "ptmrtas.0001.calculate.request"	1. MIG	1. SBR.GEN.GEN.4

5.5.1.3 Standard Business Document Body Content

The following describes the facts and context that must be supplied within the XBRL instance document populated into the SBDB element BusinessDocument.instance.text

5.5.1.3.1 Calculate Periodic Return Request XBRL Contexts

Context Spec	Hypercube Name	Associated Segment Dimensions	Instructions / Rules	Rule Imp	SBR Msg code
ReportingParty	ReportingPartyTAS	ReportPartyType, AustralianStatesTerritoriesAndOffShore Areas	<ol style="list-style-type: none"> There must be only one Context. The Start Date must be set to the start date relevant to the periodic return for the business – this is the Period.Start.Date supplied via List Outstanding or List Historic response. The End Date must be set to the end date relevant to the periodic return for the business – this is the Period.End.Date supplied via List Outstanding or List Historic response 	<ol style="list-style-type: none"> MIG MIG MIG 	<ol style="list-style-type: none"> SBR.GEN.GEN.0019 SBR.GEN.GEN.0018 SBR.GEN.GEN.0020
GroupStatus	ReportingPartyTASGroupStatus	ReportPartyType, AustralianStatesTerritoriesAndOffShore Areas, EmployerGroupStatus	<ol style="list-style-type: none"> There must be only one Context. The Start Date must be set to the start date relevant to the periodic return for the business – this is the Period.Start.Date supplied via List Outstanding or List Historic response. The End Date must be set to the end date relevant to the periodic return for the business – this is the Period.End.Date supplied via List Outstanding or List Historic response. Employer Group Status must be set to "NSP". 	<ol style="list-style-type: none"> MIG MIG MIG MIG 	<ol style="list-style-type: none"> SBR.GEN.GEN.0019 SBR.GEN.GEN.0018 SBR.GEN.GEN.0020 TAS.OSR.PTXGGE.0005

5.5.1.3.2 Calculate Periodic Return Request Message Content Table

The following tables contain the facts that must be supplied in the instance document. The data elements have been separated into tables according to the relevant context

5.5.1.3.2.1 ReportingParty Facts

Context - ReportingParty				
Seq No.	XBRL Fact	Rules	Rule Imp.	SBR Msg Code
1.	Identifiers.StateRevenueOfficeClientNumber.Identifier	1. Mandatory 2. Must be the TAS SRO Payroll tax customer number as specified in the List Outstanding Response.	1. MIG 2. MIG	1. TAS.OSR.GENGGGE.0003 2. TAS.OSR.PTXGGE.0006
2.	BusinessDocument.GovernmentGeneratedIdentifier.Text	1. Mandatory 2. Must be the unique identifier for the outstanding obligation that is being submitted, as provided by TAS SRO in the List Outstanding or List Historic response. 3. Identifier must relate to an outstanding obligation or one submitted within the last seven days.	1. MIG 2. MIG 3. MIG	1. TAS.OSR.GENGGGE.0003 2. TAS.OSR.PTXGGE.0010 3. TAS.OSR.PTXGGE.0011

5.5.1.3.2.2 GroupStatus Facts

Context - GroupStatus				
Seq No.	XBRL Fact	Rules	Rule Imp.	SBR Msg Code
1.	Remuneration.WagesandSalaries.Payments.Amount	1. Mandatory 2. Must be >=0 3. <u>Value must be presented to two decimal places. Decimal places can be zero.</u>	1. MIG 2. MIG 3. <u>MIG</u>	1. TAS.OSR.GENGGGE.0003 2. TAS.OSR.PTXGGE.0008 3. <u>TAS.OSR.PTXGGE.0008</u>
2.	SuperannuationContribution.EmployerContributions.Amount	1. Must be >=0 2. <u>Value must be presented to two decimal places. Decimal places can be zero.</u>	1. MIG 2. <u>MIG</u>	1. TAS.OSR.PTXGGE.0008 2. <u>TAS.OSR.PTXGGE.0008</u>
3.	FringeBenefitsTax.Type2GrossedUp.Amount	1. Must be >=0 2. <u>Value must be presented to two decimal places. Decimal places can be zero.</u>	1. MIG 2. <u>MIG</u>	1. TAS.OSR.PTXGGE.0008 2. <u>TAS.OSR.PTXGGE.0008</u>

Context - GroupStatus				
Seq No.	XBRL Fact	Rules	Rule Imp.	SBR Msg Code
4.	Remuneration.EmploymentAllowances.Amount	1. Must be >=0 2. Value must be presented to two decimal places. Decimal places can be zero.	1. MIG 2. MIG	1. TAS.OSR.PTXGGE.0008 2. TAS.OSR.PTXGGE.0008
5.	Remuneration.CommissionsAndBonuses.Amount	1. Must be >=0 2. Value must be presented to two decimal places. Decimal places can be zero.	1. MIG 2. MIG	1. TAS.OSR.PTXGGE.0008 2. TAS.OSR.PTXGGE.0008
6.	Remuneration.EmployeeSharesAndOptions.Amount	1. Must be >=0 2. Value must be presented to two decimal places. Decimal places can be zero.	1. MIG 2. MIG	1. TAS.OSR.PTXGGE.0008 2. TAS.OSR.PTXGGE.0008
7.	Remuneration.EmploymentTermination.Payments.Amount	1. Must be >=0 2. Value must be presented to two decimal places. Decimal places can be zero.	1. MIG 2. MIG	1. TAS.OSR.PTXGGE.0008 2. TAS.OSR.PTXGGE.0008
8.	Remuneration.Fees.Directors.Amount	1. Must be >=0 2. Value must be presented to two decimal places. Decimal places can be zero.	1. MIG 2. MIG	1. TAS.OSR.PTXGGE.0008 2. TAS.OSR.PTXGGE.0008
9.	Remuneration.WagesAndSalaries.ContractorsAndConsultantsPayments.Amount	1. Must be >=0 2. Value must be presented to two decimal places. Decimal places can be zero.	1. MIG 2. MIG	1. TAS.OSR.PTXGGE.0008 2. TAS.OSR.PTXGGE.0008
10.	Remuneration.WagesAndSalaries.TaxablePayrollOther.Amount	1. Must be >=0 2. Value must be presented to two decimal places. Decimal places can be zero.	1. MIG 2. MIG	1. TAS.OSR.PTXGGE.0008 2. TAS.OSR.PTXGGE.0008
11.	Remuneration.WagesAndSalaries.TaxableInterstateTotal.Amount	1. Must be >=0 2. Value must be presented to two decimal places. Decimal places can be zero.	1. MIG 2. MIG	1. TAS.OSR.PTXGGE.0008 2. TAS.OSR.PTXGGE.0008
12.	Remuneration.WagesAndSalaries.TaxableStateOtherGroupMembersTotal.Amount	1. Must be >=0 2. Value must be presented to two decimal places. Decimal places can be zero.	1. MIG 2. MIG	1. TAS.OSR.PTXGGE.0008 2. TAS.OSR.PTXGGE.0008
13.	Remuneration.WagesAndSalaries.TaxableInterstateOtherGroupMembersTotal.Amount	1. Must be >=0 2. Value must be presented to two decimal places. Decimal places can be zero.	1. MIG 2. MIG	1. TAS.OSR.PTXGGE.0008 2. TAS.OSR.PTXGGE.0008

5.5.2 Calculate Periodic Return Response - Message

5.5.2.1 Discoverable Taxonomy Set References

Schema	<i>ptmrtas.0001.calculate.response.02.01.report.xsd</i>
Linkbases	<i>ptmrtas.0001.calculate.response.02.01.defLink.xml</i>
	<i>ptmrtas.0001.calculate.response.02.01.labLinkInfoCls.xml</i>
	<i>ptmrtas.0001.calculate.response.02.01.presLink.xml</i>
	<i>ptmrtas.0001.calculate.response.02.01.refLink.xml</i>
Schematron	<i>NA</i>

5.5.2.2 Standard Business Document Header Content

The WIG provides the specification of the SBDH. The following table specifies the message specific data element values or any variations to the WIG.

Attribute Name	Rules / Values
sbdm:Message.Type.Text	1. Mandatory - Value must be "ptmrtas.0001.calculate.response"

5.5.2.3 Standard Business Document Body Content

The following describes the facts and context that must be supplied within the XBRL instance document populated into the SBDB element BusinessDocument.instance.text.

5.5.2.3.1 Calculate Periodic Return Response XBRL Contexts

Context Spec	Hypercube Name	Associated Segment Dimensions	Instructions / Rules
ReportingParty	ReportingPartyTAS	ReportPartyType, AustralianStatesTerritoriesAndOffShoreAreas	<ol style="list-style-type: none"> There must be only one Context The Start Date will be the same as provided on the request. The End Date will be the same as provided on the request.
GroupStatus	ReportingPartyTASGroupS tatus	ReportPartyType, AustralianStatesTerritoriesAndOffShoreAreas, EmployerGroupStatus	<ol style="list-style-type: none"> There must be only one Context The Start Date will be the same as provided on the request. The End Date will be the same as provided on the request.

5.5.2.3.2 Calculate Periodic Return Response Message Content Table

The following tables contain the facts that will be supplied in the instance document. The data elements have been separated into tables according to the relevant context. To ensure that the following table is interpreted correctly please Refer to Appendix A for a detailed description of each column

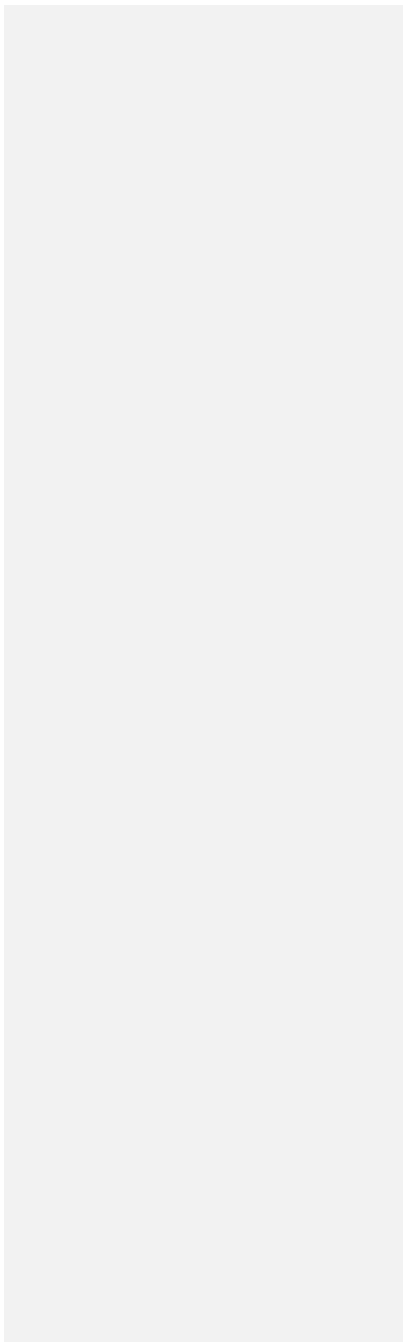
5.5.2.3.2.1 ReportingParty Facts

Context - ReportingParty		
Seq No.	XBRL Fact	Rules
1.	Identifiers.StateRevenueOfficeClientNumber.Identifier	Will be the TAS SRO Payroll tax customer number.
2.	OrganisationNameDetails(Tuple: one only)	
2.1.	OrganisationNameDetails.OrganisationalNameType.Code	Value will be "MN"
2.2.	OrganisationNameDetails.OrganisationalName.Text	Will be set to the Organisation Name of the business as stored at SRO TAS.
3.	PeriodDetails (Tuple: one only)	
3.1.	Period.Type.Code	Value will be 'Lodgment'
3.2.	Period.Start.Date	Will be the first day of the period that the outstanding return relates to for the organisation.
3.3.	Period.End.Date	Will be the last day of the period that the outstanding return relates to for the organisation.
4.	Report.Type.Code	Value will be "PTMR"

Context - ReportingParty		
Seq No.	XBRL Fact	Rules
5.	Report.Name.Text	Value will be "Payroll Tax Periodic Return"
6.	Lodgment.Frequency.Code	Frequency Code will be one of the following: Monthly Quarterly HalfYearly
7.	Lodgment.Due.Date	Will be the date lodgement is due for this business.
8.	Lodgment.Received.Date	If lodgement has already been made, then will be the date return was originally lodged.
9.	BusinessDocument.GovernmentGeneratedIdentifier.Text	Will be the unique identifier for the outstanding obligation that is being calculated.
10.	PayrollTax.PayableTaxCalculated.Amount	Will be >=0
11.	PayrollTax.AssessedLiabilitiesPaid.Amount	Will be >=0
12.	PayrollTax.LiabilityOrCreditIncludingUnpaidTaxInterest.Amount	Value can be positive, zero or negative
13.	PayrollTax.OverdueInterest.Calculated.Amount	Will be >=0
14.	PayrollTax.OverduePenalty.Calculated.Amount	Will be >=0
15.	PayrollTax.TaxableCalculated.Amount	Will be >=0
16.	PayrollTax.Deduction.CalculatedTotal.Amount	Will be >=0

5.5.2.3.2 GroupStatus Facts

Context - GroupStatus		
Seq No.	XBRL Fact	Rules
1.	Remuneration.WagesAndSalaries.TaxableStateTotal.Amount	Will be >=0



5.6 PERIODIC LODGE SPECIFICATIONS

Interaction Name	Periodic Lodge
Description	The purpose of this interaction is for the business to formally lodge their periodic tax return.
Stakeholders	Business, State Revenue Offices
Pre-conditions	Businesses must be registered with TAS SRO and have calculated their tax liability using the calculate service to do this.
Post-conditions	Success: The User has successfully lodged their return and will be sent a transaction identifier and a message indicating that their report has been received and will be processed by TAS SRO. Failure: The User will receive an Error message.
Initiating party	Business
Channel	SBR
Core Service Map	Lodge

5.6.1 Lodge Periodic Return Request – Message

5.6.1.1 Discoverable Taxonomy Set References

Schema	<i>ptmrtas.0001.lodge.request.02.01.report.xsd</i>
Linkbases	<i>ptmrtas.0001.lodge.request.02.01.defLink.xml</i>
	<i>ptmrtas.0001.lodge.request.02.01.labLinkInfoCls.xml</i>
	<i>ptmrtas.0001.lodge.request.02.01.presLink.xml</i>
	<i>ptmrtas.0001.lodge.request.02.01.refLink.xml</i>
Schematron	NA

5.6.1.2 Standard Business Document Header Content

The WIG provides the specification of the SBDH. The following table specifies the message specific data element values or any variations to the WIG.

Attribute Name	Rules / Values	Rule Imp	SBR Msg code
sbdm:Message.Type.Text	1. Mandatory - Value must be "ptmrtas.0001.lodge.request"	1. MIG	1. SBR.GEN.GEN.4

5.6.1.3 Standard Business Document Body Content

The following describes the facts and context that must be supplied within the XBRL instance document populated into the SBDB element BusinessDocument.instance.text

5.6.1.3.1 Lodge Periodic Return Request XBRL Contexts

Context Spec	Hypercube Name	Associated Segment Dimensions	Instructions / Rules	Rule Imp	SBR Msg code
ReportingParty	ReportingPartyTAS	ReportPartyType, AustralianStatesTerritoriesAndOffShoreAreas	<ol style="list-style-type: none"> 1. There must be only one Context 2. The Start Date must be set to the start date relevant to the periodic return – this is the Period.Start.Date supplied via List Outstanding or List Historic response. 3. The End Date must be set to the end date relevant to the periodic return – this is the Period.End.Date supplied via List Outstanding or List Historic response. 	<ol style="list-style-type: none"> 1. MIG 2. MIG 3. MIG 	<ol style="list-style-type: none"> 1. SBR.GEN.GEN.0019 2. SBR.GEN.GEN.0018 3. SBR.GEN.GEN.0020
GroupStatus	ReportingPartyTASGroupStatus	ReportPartyType, AustralianStatesTerritoriesAndOffShoreAreas, EmployerGroupStatus	<ol style="list-style-type: none"> 1. There must be only one Context 2. The Start Date must be set to the start date relevant to the periodic return – this is the Period.Start.Date supplied via List Outstanding or List Historic response. 3. The End Date must be set to the end date relevant to the periodic return – this is the Period.End.Date supplied via List Outstanding or List Historic response. 4. Employer Group Status must be set to "NSP". 	<ol style="list-style-type: none"> 1. MIG 2. MIG 3. MIG 4. MIG 	<ol style="list-style-type: none"> 1. SBR.GEN.GEN.0019 2. SBR.GEN.GEN.0018 3. SBR.GEN.GEN.0020 4. TAS.OSR.PTXGGE.0005

5.6.1.3.2 Lodge Periodic Return Request Message Content Table

The following tables contain the facts that must be supplied in the instance document. The data elements have been separated into tables according to the relevant context .

5.6.1.3.2.1 ReportingParty Facts

Context - ReportingParty				
Seq No.	XBRL Fact	Rules	Rule Imp.	SBR Msg Code
1.	Identifiers.StateRevenueOfficeClientNumber.Identifier	1. Mandatory 2. Must be the TAS SRO Payroll tax customer number as specified in the List Outstanding Response.	1.MIG 2.MIG	1. TAS.OSR.GENGGG.0003 2. TAS.OSR.PTXGGE.0006
2.	BusinessDocument.GovernmentGeneratedIdentifier.Text	1. Mandatory 2. Must be the unique identifier for the outstanding obligation that is being submitted, as provided by TAS SRO in the List Outstanding or List Historic response. 3. Identifier must relate to an outstanding obligation or one submitted within the last seven days.	1. MIG 2. MIG 3. MIG	1. TAS.OSR.GENGGG.0003 2. TAS.OSR.PTXGGE.0010 3. TAS.OSR.PTXGGE.0011
3.	PayrollTax.PayableTaxCalculated.Amount	1. Must be >=0 2. <u>Value must be presented to two decimal places. Decimal places can be zero.</u>	1. MIG 2. <u>MIG</u>	1. TAS.OSR.PTXGGE.0008 2. <u>TAS.OSR.PTXGGE.0008</u>

5.6.1.3.2.2 GroupStatus Facts

Context – GroupStatus				
Seq No.	XBRL Fact	Rules	Rule Imp.	SBR Msg Code
1.	Remuneration.WagesandSalaries.Payments.Amount	1. Mandatory 2. Must be >=0 3. <u>Value must be presented to two decimal places. Decimal places can be zero.</u>	1. MIG 2. MIG 3. <u>MIG</u>	1. TAS.OSR.GENGGG.0003 2. TAS.OSR.PTXGGE.0008 3. <u>TAS.OSR.PTXGGE.0008</u>

Context – GroupStatus				
Seq No.	XBRL Fact	Rules	Rule Imp.	SBR Msg Code
2.	SuperannuationContribution.EmployerContributions.Amount	1. Must be >=0 2. <u>Value must be presented to two decimal places. Decimal places can be zero.</u>	1. MIG <u>2.MIG</u>	1. TAS.OSR.PTXGGE.0008 <u>2. TAS.OSR.PTXGGE.0008</u>
3.	FringeBenefitsTax.Type2GrossedUp.Amount	1. Must be >=0 2. <u>Value must be presented to two decimal places. Decimal places can be zero.</u>	1. MIG <u>2.MIG</u>	1. TAS.OSR.PTXGGE.0008 <u>2. TAS.OSR.PTXGGE.0008</u>
4.	Remuneration.EmploymentAllowances.Amount	1. Must be >=0 2. <u>Value must be presented to two decimal places. Decimal places can be zero.</u>	1. MIG <u>2.MIG</u>	1. TAS.OSR.PTXGGE.0008 <u>2. TAS.OSR.PTXGGE.0008</u>
5.	Remuneration.CommissionsAndBonuses.Amount	1. Must be >=0 2. <u>Value must be presented to two decimal places. Decimal places can be zero.</u>	1. MIG <u>2.MIG</u>	1. TAS.OSR.PTXGGE.0008 <u>2. TAS.OSR.PTXGGE.0008</u>
6.	Remuneration.EmployeeSharesAndOptions.Amount	1. Must be >=0 2. <u>Value must be presented to two decimal places. Decimal places can be zero.</u>	1. MIG <u>2.MIG</u>	1. TAS.OSR.PTXGGE.0008 <u>2. TAS.OSR.PTXGGE.0008</u>
7.	Remuneration.EmploymentTermination.Payments.Amount	1. Must be >=0 2. <u>Value must be presented to two decimal places. Decimal places can be zero.</u>	1. MIG <u>2.MIG</u>	1. TAS.OSR.PTXGGE.0008 <u>2. TAS.OSR.PTXGGE.0008</u>
8.	Remuneration.Fees.Directors.Amount	1. Must be >=0 2. <u>Value must be presented to two decimal places. Decimal places can be zero.</u>	1. MIG <u>2.MIG</u>	1. TAS.OSR.PTXGGE.0008 <u>2. TAS.OSR.PTXGGE.0008</u>
9.	Remuneration.WagesAndSalaries.ContractorsAndConsultantsPayments.Amount	1. Must be >=0 2. <u>Value must be presented to two decimal places. Decimal places can be zero.</u>	1. MIG <u>2.MIG</u>	1. TAS.OSR.PTXGGE.0008 <u>2. TAS.OSR.PTXGGE.0008</u>
10.	Remuneration.WagesAndSalaries.TaxablePayrollOther.Amount	1. Must be >=0 2. <u>Value must be presented to two decimal places. Decimal places can be zero.</u>	1. MIG <u>2.MIG</u>	1. TAS.OSR.PTXGGE.0008 <u>2. TAS.OSR.PTXGGE.0008</u>
11.	Remuneration.WagesAndSalaries.TaxableInterstateTotal.Amount	1. Must be >=0 2. <u>Value must be presented to two decimal places. Decimal places can be zero.</u>	1. MIG <u>2.MIG</u>	1. TAS.OSR.PTXGGE.0008 <u>2. TAS.OSR.PTXGGE.0008</u>
12.	Remuneration.WagesAndSalaries.TaxableStateOtherGroupMembersTotal.Amount	1. Must be >=0 2. <u>Value must be presented to two decimal places. Decimal places can be zero.</u>	1. MIG <u>2.MIG</u>	1. TAS.OSR.PTXGGE.0008 <u>2. TAS.OSR.PTXGGE.0008</u>

Context – GroupStatus				
Seq No.	XBRL Fact	Rules	Rule Imp.	SBR Msg Code
13.	Remuneration.WagesAndSalaries.TaxableInterstateOtherGroupMembersTotal.Amount	1. Must be ≥ 0 2. <u>Value must be presented to two decimal places. Decimal places can be zero.</u>	1. MIG <u>2. MIG</u>	1. TAS.OSR.PTXGGE.0008 <u>2. TAS.OSR.PTXGGE.0008</u>
14.	Preferences.TaxPaymentDirectDebitAuthorisation.Indicator	1. Optional 2. Boolean	1. MIG	1. TAS.OSR.PTXGLW.0065 2. TAS.OSR.PTXGLI.0066 3. TAS.OSR.PTXGLW.0067 4. TAS.OSR.PTXGLW.0068 5. TAS.OSR.PTXGLW.0069

5.6.2 Lodge Periodic Return Response - Message

5.6.2.1 Discoverable Taxonomy Set References

Schema	<i>ptmrtas.0001.lodge.response.02.01.report.xsd</i>
Linkbases	<i>ptmrtas.0001.lodge.response.02.01.defLink.xml</i>
	<i>ptmrtas.0001.lodge.response.02.01.labLinkInfoCls.xml</i>
	<i>ptmrtas.0001.lodge.response.02.01.presLink.xml</i>
	<i>ptmrtas.0001.lodge.response.02.01.refLink.xml</i>
Schematron	<i>NA</i>

5.6.2.2 Standard Business Document Header Content

The WIG provides the specification of the SBDH. The following table specifies the message specific data element values or any variations to the WIG.

Attribute Name	Rules / Values
sbdm:Message.Type.Text	1. Mandatory - Value must be "ptmrtas.0001.lodge.response"

5.6.2.3 Standard Business Document Body Content

The following describes the facts and context that must be supplied within the XBRL instance document populated into the SBDB element BusinessDocument.instance.text.

5.6.2.3.1 Lodge Periodic Return Response XBRL Contexts

Context Spec	Hypercube Name	Associated Segment Dimensions	Instructions / Rules
ReportingParty	ReportingPartyTAS	ReportPartyType, AustralianStatesTerritoriesAndOffShoreAreas	<ol style="list-style-type: none">1. There must be only one Context2. The Start Date will be the same as provided on the request.3. The End Date will be the same as provided on the request.
GovernmentAgency	GovernmentAgency	ReportPartyType	<ol style="list-style-type: none">1. There must be only one Context2. The Start Date will be the same as provided on the request.3. The End Date will be the same as provided on the request.

5.6.2.3.2 Message Content Table

The following tables contain the facts that will be supplied in the instance document. The data elements have been separated into tables according to the relevant context. To ensure that the following table is interpreted correctly please Refer to Appendix A for a detailed description of each column.

5.6.2.3.2.1 ReportingParty Facts

Context - ReportingParty		
Seq No.	XBRL Fact	Rules
1.	Identifiers.StateRevenueOfficeClientNumber.Identifier	Will be the TAS SRO Payroll tax customer number.
2.	OrganisationNameDetails (Tuple: one only)	
2.1.	OrganisationNameDetails.OrganisationalNameType.Code	Value will be "MN"
2.2.	OrganisationNameDetails.OrganisationalName.Text	Will be set to the Organisation Name of the business as stored at SRO TAS.
3.	PeriodDetails (Tuple: one only)	
3.1.	Period.Type.Code	Value will be 'Lodgment'
3.2.	Period.Start.Date	Will be the first day of the period that the outstanding return relates to for the organisation.
3.3.	Period.End.Date	Will be the last day of the period that the outstanding return relates to for the organisation.
4.	Report.Type.Code	Value will be "PTMR"
5.	Report.Name.Text	Value will be "Payroll Tax Periodic Return"
6.	Lodgment.Frequency.Code	Frequency Code will be one of the following: Monthly Quarterly HalfYearly
7.	Lodgment.Due.Date	Will be the date lodgement is due for this business.

Context - ReportingParty		
Seq No.	XBRL Fact	Rules
8.	Lodgment.Received.Date	Will be the date of when the request is received in the system
9.	PayrollTax.PayableTaxCalculated.Amount	Will be as originally calculated by TAS SRO or as amended by the business
10.	PayrollTax.OverdueInterest.Calculated.Amount	Will be a figure calculated by TAS SRO
11.	PayrollTax.OverduePenalty.Calculated.Amount	Will be a figure calculated by TAS SRO
12.	PayrollTax.AssessedLiabilitiesPaid.Amount	Will be a value provided by TAS SRO if payment received
13.	BusinessDocument.GovernmentGeneratedIdentifier.Text	Will be the unique identifier for the outstanding obligation that has been lodged.
14.	PayrollTaxPayment (Tuple: one only)	
14.1.	PaymentRecord.Payment.Amount	<ol style="list-style-type: none"> 1. Will always be supplied. 2. Will be Liability Value calculated by TAS SRO for current period 3. Value may be positive, zero or negative
14.2.	PaymentReference (Tuple: one to many)	
14.2.1.	PaymentMechanism.PaymentMethod.Code	Valid methods include : DirectCredit, DirectDebit, Bpay, Cheque, CreditCard and InPerson
14.2.2.	PaymentMechanism.CustomerReference.Number	Valid reference numbers for each relevant payment method will be supplied by TAS SRO

5.6.2.3.2.2 GovernmentAgency Facts

Context – GovernmentAgency		
Seq No.	XBRL Fact	Rules

Context – GovernmentAgency		
Seq No.	XBRL Fact	Rules
1.	PayrollTaxPaymentMechanism (Tuple: one to many)	
1.1.	PaymentMechanism.PaymentMethod.Code	1. Will always be supplied. 2. Valid methods include : DirectCredit, DirectDebit, Bpay, Cheque, CreditCard and InPerson
1.2.	PaymentMechanism.Instruction.Text	1. Will optionally be supplied. 2. Additional payment instructions for each payment method supplied by TAS SRO where necessary
1.3.	DirectCredit (Tuple: zero to one)	
1.3.1.	PaymentMechanism.DirectCreditAccount.Identifier	Common Module element Not Supplied
1.3.2.	PaymentMechanism.DirectCreditName.Text	Common Module element Not Supplied
1.3.3.	FinancialInstitutionAccount (Tuple: zero to one)	
1.3.3.1.	FinancialInstitutionAccount.BankStateBranch.Number	Will be TAS Treasury's BSB number for Direct Credit payments.
1.3.3.2.	FinancialInstitutionAccount.FinancialInstitutionAccount.Number	Will be TAS Treasury's Bank Account Number for Direct Credit payments.
1.3.3.3.	FinancialInstitutionAccount.FinancialInstitutionAccountName.Text	Will be TAS Treasury's Bank Account name for Direct Credit payments.
1.3.3.4.	FinancialInstitutionAccount.FinancialInstitutionBranchName.Text	Will be TAS Treasury's Bank Branch name for Direct Credit payments.
1.3.3.5.	FinancialInstitutionAccount.FinancialInstitutionName.Text	Will be TAS Treasury's Bank name for Direct Credit payments.
1.4.	Bpay (Tuple zero to one)	
1.4.1.	PaymentMechanism.BpayBiller.Code	Will be TAS Treasury's Bpay Biller Code for Direct Debit payments.
1.5.	Cheque (Tuple zero to one)	
1.5.1.	PaymentMechanism.GovernmentAgencyBranch.Code	Common Module element Not Supplied
1.5.2.	AddressDetails (Tuple: One only)	

Context – GovernmentAgency		
Seq No.	XBRL Fact	Rules
1.5.2.1.	AddressDetails.OverseasAddress.Indicator	Common Module element Not Supplied
1.5.2.2.	AddressDetails.Usage.Code	Value will be "PMT"
1.5.2.3.	AddressDetails.AttentionTo.Text	Common Module element Not Supplied
1.5.2.4.	AddressDetails.Line1.Text	Will be TAS Treasury's Postal Address
1.5.2.5.	AddressDetails.Line2.Text	Common Module element Not Supplied
1.5.2.6.	AddressDetails.Line3.Text	Common Module element Not Supplied
1.5.2.7.	AddressDetails.Line4.Text	Common Module element Not Supplied
1.5.2.8.	AddressDetails.LocalityName.Text	Value will be "Hobart"
1.5.2.9.	AddressDetails.Postcode.Text	Value will be "7001"
1.5.2.10.	AddressDetails.StateOrTerritory.Code	Value will be "TAS"
1.5.2.11.	AddressDetails.CountryName.Text	Common Module element Not Supplied
1.5.2.12.	AddressDetails.Country.Code	Common Module element Not Supplied


5.6.2.3.3 Credit Card Notes

Credit Card payments are acceptable and the relevant instructions will be provided via PaymentMechanism.Instruction.Text. This instruction is not able to be provided in the message content table.

5.6.2.3.4 In Person Notes

Payments may also be made In Person via a Service Tasmania office or Westpac bank branch. This information will be provided via PaymentMechanism.Instruction.Text. This instruction is not able to be provided in the message content table.

|



APPENDIX A – THE MESSAGE CONTENT TABLE EXPLAINED

This section defines the table structure that **must** be used to define the context, structure, and rules of the data elements contained within the XBRL instance document – referred to as the message content table.

There must be a message content table for each context within the message. The grouping of the data elements in accordance to the context aligns to how the data elements are built into the XBRL taxonomy and this consistent presentation will assist Software Developers.

The message content table uses the following rows and columns:

Context Type (row at top of table): This is the name of the XBRL Context Specification or Context Instance which has been defined early in the MIG document.

Sequence Number: This is a sequential number used to indicate the expected order of the data elements within the instance document and to describe the structure of tuples. Data elements within a tuple are allocated a multilevel number to indicate the expected structure and order of the data elements contained within the tuple. If there are nested tuples then the sequence number goes to next numbering level. The following is an extracts from a message content table which illustrates the sequence numbering and multileveling required to cater for tuples and nested tuples.

Seq No.	XBRL Fact
1.	PaymentMechanism (Tuple: zero to many)
1.1.	PaymentMechanism.PaymentMethod.Code
1.2.	PaymentMechanism.Instruction.Text
1.3.	DirectDebit (tuple zero to one)
1.3.1.	PaymentMechanism.DirectDebitAccount.Identifier
1.3.2.	PaymentMechanism.DirectDebitName.Text
1.4.	DirectCredit (tuple zero to one)
1.4.1.	PaymentMechanism.DirectCreditAccount.Identifier
1.4.2.	PaymentMechanism.DirectCreditName.Text
1.4.3.	FinancialInstitutionAccount (Tuple One Only)
1.4.3.1.	FinancialInstitutionAccount.BankStateBranch.Number
1.4.3.2.	FinancialInstitutionAccount.FinancialInstitutionAccount.Number
1.4.3.3.	FinancialInstitutionAccount.FinancialInstitutionAccountName.Text
1.4.3.4.	FinancialInstitutionAccount.FinancialInstitutionBranchName.Text
1.4.3.5.	FinancialInstitutionAccount.FinancialInstitutionName.Text

XBRL Fact: This is the name of the data element to be reported. For example:

Identifiers.AustralianBusinessNumber.Identifier

Instructions / Rules: This column describes all the instructions / rules applicable to the data element. Each rule must be given a sequential number which links the rule to its implementation and message code. Rules would include information such as optionality, presentation criteria and the use of XML attributes such as IsVisible.

Rule Implementation: This column informs Software Developers how the rules specified in the Rules column will be provided.

NOTE: This column is only applicable for request messages and the column will not be present in the table for Response Messages.

There can only be the following options:

- XBRL – validation provided via the XBRL schemas and linkbases. Typically rules implemented via XBRL do not need to be specified within the MIG. Only those rules that are considered to provide necessary information to software developers should be defined within the MIG. An example of this is the rules associated with the domain values of a dimension within a context specification.
- Schematron ID – for rules that cannot be implemented using XBRL some agencies will provide a schematron implementation of the rule. When schematron is provided then the unique ID used to identify the rule within the schematron file must be provided within the MIG. The following is an example of how this must appear in the column :.Schematron ID = VICMIG001
- MIG - There will be situations where rules will not be provided to Software Developer in a machine readable format and the description of the rule in the MIG is all that will be provided. In this situation the Software Developer has the choice of either implementing the rule as specified within the MIG or they rely on the agency to validate the data element (the expectation is that the Agency will always test for this rule)
- Agency – This rule cannot be implemented by the Software Developer and can only be executed by the agency.

SBR Message Code: All messages returned via the SBR channel will contain a code to uniquely identify the condition that has occurred.

NOTE: This column is only applicable for request messages and the column will not be present in the table for Response Messages.

In order to allow codes to be managed in a distributed fashion, codes will take the following format:

{Jurisdiction}.{Agency}.{Function}.{Id}

represented by the regular expression

([A-Z0-9])+.([A-Z0-9])+.([A-Z0-9])+.([A-Z0-9])+

Initially

Jurisdiction = SBR | CMN | QLD | NSW | ACT | VIC | SA | WA | NT | TAS

Agency = Jurisdiction specific agency code

For CMN (Commonwealth), = ATO, ASIC, APRA, ABS

For SBR = GEN (i.e. SBR wide codes)

For States = OSR of Offices of State Revenue

Function = Agency specific functional area or GEN for agency wide codes
For SBR = GEN or FAULT

Id = function specific identifier (format may vary across agencies).

Examples are shown below;

SBR.GEN.FAULT.TOOMANYINSTANCES
CMN.ATO.TFN.OK
QLD.OSR.PRL.000001

The above structure recognises and caters for the current situation where agency errors are unharmonised, and will need to be passed through to client software.

The expectation is that for each rule identified within the message content table to have a corresponding message code however depending on the rule implementation a message code may not be relevant in which case Not Applicable (N/A) must be inserted into the rules corresponding message code to make this clear to Software Developers. The follow table summaries what must be provided in the message code column in relation to the rules implementation choice.

Rule Implementation	Message Code
Schematron	Message Code must be provided against corresponding rule..
XBRL	Message Code not relevant – place N/A against corresponding rule.
MIG	Message Code must be provided against corresponding rule. The only exception is if the rule is associated to rendering instruction to the software developer.
Agency	Message Code must be provided against corresponding rule.

The expectation is that each agency will populate a message repository with all error, warning and information message that could be returned via the SBR channel. These message will be allocated an SBR message code using the above mentioned code format. The Software Developer would then use the SBR message code provided via the MIG and the message repository to obtain the full details associated with the message.