



An Australian Government Initiative
Standard Business Reporting

SBR


Standard Business Reporting

SRO VIC Payroll Tax Common Message Implementation Guide

Program name: *Standard Business Reporting*

Date: 26 July 2012

Production Release – suitable for use

 This document and its attachments are **Unclassified**



For further information or questions, contact the SBR Service Desk at SBRServiceDesk@sbr.gov.au or call 1300 488 231. International callers may use +61-2-6216 5577

VERSION CONTROL

Version	Release date	Description of changes
1.0	20/10/2011	Production Release – Suitable for use
2.0	26/07/2012	MIG V6.2 template changes (copyright, URLs, typos) 1.3 References – updated links

ENDORSEMENT

APPROVAL

Chief Solutions Architect
Standard Business Reporting

Brendan Harrison

Manager Operations Strategy and Data Improvement
State Revenue Office – Victoria
Department of Treasury and Finance

Copyright

© Commonwealth of Australia 2012

This work is copyright. Use of the Information and Material is subject to the terms and conditions in the "SBR Disclaimer and Conditions of Use" which is available at <http://www.sbr.gov.au>. You must ensure that you comply with those terms and conditions. In particular, those terms and conditions include disclaimers and limitations on the liability of the Commonwealth and an indemnity from you to the Commonwealth and its personnel, the SBR Agencies and their personnel.

You must include this copyright notice in all copies of this Information and Material which you create. If you modify, adapt or prepare derivative works of the Information and Material, the notice must still be included but you must add your own copyright statement to your modification, adaptation or derivative work which makes clear the nature of your modification, adaptation or derivative work and you must include an acknowledgement that the adaptation, modification or derivative work is based on Commonwealth or SBR Agency owned Information and Material. Copyright in SBR Agency specific aspects of the SBR Reporting Taxonomy is owned by the relevant SBR Agency.

Table of contents

1	Introduction	55
1.1	Purpose	55
1.2	Audience and Scope	55
1.3	References	55
1.4	Change Management.....	66
2	General Instructions.....	77
2.1	Authorisation of Intermediaries	77
2.2	Monetary Amount.....	77
2.3	Declarations	77
2.4	sbdh Variations.....	77
2.4.1	Business Documents	88
2.4.2	Attachments	88
2.4.3	Document Identifiers	88
2.4.4	Lodgment Date and Time Interpretation.....	88
2.5	Response Messages.....	88
2.5.1	Messages Described in the MIG.....	88
2.5.2	Messages not Described in the MIG.....	88
2.5.3	Messages not Described at all.....	99
2.6	Rule Expression	99
2.6.1	Tuples and Context.....	99
2.6.2	Format Rules.....	99
2.7	XML Attributes.....	99
3	Business Overview	1040
	List Outstanding Obligations	1040
	List Historic Returns	1040
3.1	Business Applicability Period.....	1242
4	XBRL Context Specifications.....	1343
4.1	Context Specification – Reporting Party.....	1343
5	SRO Vic Payroll Tax Common Services Interaction Model.....	1545
5.1	Prerequisites	1545
5.2	Service Summary.....	1545
5.2.1	Lodge Interaction	1646
5.2.2	Re-Lodge Interaction.....	1646
5.3	List Historic Returns Specifications	1747
5.3.1	List Historic Returns.Request - Message	1747
5.3.1.1	Discoverable Taxonomy Set References	1747
5.3.1.2	Standard Business Document Header Content	1848
5.3.1.3	Standard Business Document Body Content	1949
5.3.2	List Historic Returns Response - Message	2020
5.3.2.1	Discoverable Taxonomy Set References	2020
5.3.2.2	Standard Business Document Header Content	2020
5.3.2.3	Standard Business Document Body Content	2020
5.4	List Outstanding Obligations Specifications	2424
5.4.1	List Outstanding Obligations Request - Message	2424
5.4.1.1	Discoverable Taxonomy Set References	2424
5.4.1.2	Standard Business Document Header Content	2525
5.4.1.3	Standard Business Document Body Content	2626
5.4.2	List Outstanding Obligations Response - Message	2727
5.4.2.1	Discoverable Taxonomy Set References	2727
5.4.2.2	Standard Business Document Header Content	2727
5.4.2.3	Standard Business Document Body Content	2727
	Appendix A – The Message Content Table Explained.....	3030

List of Figures

Figure 1 – PTX Business Context Overview for SRO VIC.....	<u>1144</u>
Figure 2 - Lodge Payroll Tax Monthly Return Workflow for SRO VIC	<u>1646</u>
Figure 3 – Re-lodge Payroll Tax Monthly Return Workflow for SRO VIC.....	<u>1646</u>

Terminology

For definition of the terminology and acronyms used within this document please refer to the glossary on the SBR website – Click here

<http://www.sbr.gov.au/software-developers/developer-tools/glossary> to go to the glossary.

The key words “MUST”, “MUST NOT”, “REQUIRED”, “SHALL”, “SHALL NOT”, “SHOULD”, “SHOULD NOT”, “RECOMMENDED”, “MAY”, and “OPTIONAL” in this document are to be interpreted as described in RFC 2119 <http://www.ietf.org/rfc/rfc2119.txt>. The use of the word “Mandatory” is to be read as “MUST”.

1 INTRODUCTION

1.1 PURPOSE

The purpose of this document is to support software developers in the implementation of the SBR reporting service for State Revenue Office – Victoria (SRO VIC).

This document must be read in conjunction with the SBR SRO VIC Payroll Tax Monthly Return Message Information Guide and SBR SRO VIC Payroll Tax Annual Reconciliation Message Information Guide and should be read in conjunction with the *State and Territory Revenue Office Payroll Tax Common MIG*.

1.2 AUDIENCE AND SCOPE

This document contains the necessary information required to support the SRO VIC implementation of the SBR channel for Payroll Tax common services. Its primary audience is software developers and it comprises:

- The SRO VIC specific implementations of the Payroll Tax reference model.
- Detailed descriptions of each interaction.
- Links to the XBRL, WSDL, and Security implementations.

1.3 REFERENCES

Ref	Document Link	Document description
1)	<i>State and Territory Revenue Office Payroll Tax Common MIG document can be downloaded at http://www.sbr.gov.au/software-developers/developer-tools/vic-osr/sro-vic-ptmr</i>	This is the entry document to the individual SRO MIGs. This document provides a holistic view of the SRO payroll tax solutions and highlights where opportunities for consistent solutions have been adopted.
2)	The SBR Web Service Implementation Guide document can be downloaded at http://www.sbr.gov.au/software-developers/developer-tools/web-services	Technical interface data that is common to all business processes and messages that use the SBR channel: <ul style="list-style-type: none"> • Web service protocol specifications • Standard message header structure • Standard error codes • Authentication protocol and trust broker
3)	The SBR Taxonomy Architecture document can be downloaded at http://www.sbr.gov.au/software-developers/developer-tools/re-usable-components	Reference document that describes the structure of the SBR taxonomy, its naming conventions, release management and change control, and how each business interaction fits within the architecture.
4)	The Software Developer Kit documentation can be accessed at http://www.sbr.gov.au/software-developers/enabling-sbr-in-my-	Reference information for software developers using the SBR software developer kit

	application/productivity-tools	
5)	SRO VIC Payroll Tax Annual Reconciliation Message Implementation Guide can be downloaded at http://www.sbr.gov.au/software-developers/developer-tools/vic-osr/sro-vic-ptar	This document contains the necessary information required to support State Revenue Office of Victoria (SRO VIC) implementation of the SBR channel for Payroll Tax Annual Reconciliations.
6)	SRO VIC Payroll Tax Monthly Return Message Implementation Guide can be downloaded at http://www.sbr.gov.au/software-developers/developer-tools/vic-osr/sro-vic-ptmr	This document contains the necessary information required to support State Revenue Office of Victoria (SRO VIC) implementation of the SBR channel for Payroll Tax Monthly Returns.

1.4 CHANGE MANAGEMENT

If a material change is required to this Message Implementation Guide (MIG) the document will be re-released. The Taxonomy Approval Committee must approve any change.

2 GENERAL INSTRUCTIONS

This section provides instructions that are relevant across all collaborations and messages specified within this MIG.

2.1 AUTHORISATION OF INTERMEDIARIES

SRO VIC will allow intermediaries to act on behalf of employers via SBR, subject to authorisation by the employer. The authorisation of intermediaries is maintained via PTX Express on the SRO VIC portal, which can be accessed using this link - <http://www.sro.vic.gov.au/sro/SROnav.nsf/alltitle/PTX%20Express?open>.

For all request messages, SRO VIC will check against its records that the sender is authorised to perform the requested action for the reporting party (employer).

The checking will compare the identity and permissions associated with the AUSkey with the identity provided in the business document for the reporting party.

If authorisation fails, then a response message communicating this in the SBDH Message Event section will be returned with one of the following SBR Error Codes:

- VIC.SRO.AUTH.19 (SBR channel not activated)
- VIC.SRO.AUTH.20 (Insufficient ABN authorisation)
- VIC.SRO.AUTH.21 (Insufficient user authorisation)

2.2 MONETARY AMOUNT

All data elements of type `xbri:MonetaryItemType` supplied within messages associated with this report are required to be in Australian dollars. In adherence with the XBRL standard this is achieved by using the following unit declaration:

```
<xbri:unit id="u1">  
  <xbri:measure>iso4217:AUD</xbri:measure>  
</xbri:unit>
```

XBRL processors will validate that the measure adheres to the ISO standard but the agency will ensure that this is set to Australian Dollars. If this fails validation then the error response VIC.SRO.GEN.46 will be returned.

2.3 DECLARATIONS

A user provides a declaration when registering for payroll tax with SRO VIC.

However, there is no explicit declaration required within the messages sent by SBR.

2.4 SBDH VARIATIONS

The Web Services Implementation Guide (WIG) describes the Standard Business Document Header (SBDH) content in detail. Described in this section are only variations from what is defined in the WIG. The Standard Business Document Message (SBDM) contains the SBDH and Standard Business Document Body (SBDB).

2.4.1 Business Documents

Only one business document in the SBDB per message will be accepted for SRO VIC request messages. Any request message containing more than one business document will be rejected.

All SRO VIC response messages defined in this document will contain at most one business document.

2.4.2 Attachments

No attachments will be accepted or provided for SRO VIC interactions. Any messages containing attachments will be rejected.

2.4.3 Document Identifiers

Refer to Section 2.4.3 – Document Identifiers in the SRO VIC Payroll Tax Monthly Return MIG and the SRO VIC Payroll Tax Annual Reconciliation MIG for details on successive lodgements with duplicate values.

The `sbdm:BusinessDocument.BusinessGeneratedIdentifier.Text` is also used in the XBRL body, for the List Historic Returns Response message, indicating the value used in the original lodgement request.

2.4.4 Lodgment Date and Time Interpretation

The SBDH contains a lodgement receipt date and time. This is contained in the element `Lodgement.Receipt.Datetime`, it is in `xs:dateTime` format and will be provided in UTC time (not local). SRO VIC will populate this element for the Lodge Response message only, for both successful lodgements and duplicate lodgements.

SRO VIC will not provide a lodgement receipt for List Outstanding Obligations and List Historic Returns interactions.

2.5 RESPONSE MESSAGES

2.5.1 Messages Described in the MIG

Where business rules associated with data elements could be reasonably implemented by a Software Developer they have been described in the business content tables below along with an associated response message code. A description of response message coding can be found in Appendix A of this document.

2.5.2 Messages not Described in the MIG

Some business rules are implemented within the SRO VIC core processing systems but are not practical to be implemented elsewhere as they refer to business data held within SRO VIC. These messages are listed in the SBR Response Message Repository only.

An example of these messages is:

Message Event Item	Value
Message.Event.Item.Error.Code	VIC.SRO.AUTH.19
Message.Event.Item.Severity.Code	Error
Message.Event.Item.Short.Description	SBR channel not Activated.
Message.Event.Item.Detailed.Description	ABN (ABN) has not been activated to use the SBR Channel for State Revenue Office Victoria Payroll Tax obligations. SBR channel activation is completed by linking your AUSkey to your State Revenue Office Victoria Payroll Tax customer number via the 'Link your AUSkey' page {AUSkeyEnablementURL}.

2.5.3 Messages not Described at all

There may be limited messages produced by SRO VIC core processing systems that have not been documented. They will be returned in the format as described above.

2.6 RULE EXPRESSION

2.6.1 Tuples and Context

All facts reported in a tuple must use the same context.

2.6.2 Format Rules

There are format rules that will be applied to facts provided in request documents. Given that they are heavily reused and very simple, they have been included here rather than provided in the message tables below for each fact.

XBRL data type	Rules	Rule Imp.	SBR Msg Code
<i>Wage Fields</i>	1. Must be greater than or equal to zero 2. Cents should not be provided 3. Must not exceed the maximum value (999,999,999,999)	1. Schematron: ID= VICMIG100 2. Schematron: ID= VICMIG100 3. Schematron: ID= VICMIG100	1. VIC.SRO.GEN.6 2. VIC.SRO.GEN.7 3. VIC.SRO.GEN.8

2.7 XML ATTRIBUTES

The "isEditable" boolean XML attribute will be used to indicate if SRO VIC allows this fact to be modified for the lodgement. If this attribute is not present, then the field is assumed to be editable. This could be used to make the field non-editable in the user interface. For the messages defined in this document, SRO VIC will only supply this XML attribute in the List Outstanding Obligations.Response message for the following fact:

§ PayrollTax.Deduction.CalculatedTotal.Amount

3 BUSINESS OVERVIEW

The SRO VIC Business Context Overview for Payroll Tax Annual Reconciliation (Figure 1~~Figure 4~~) illustrates all interactions available between the reporting party and SRO VIC.

Formatted: Underline, Font color:

The top half of the diagram shows all interactions currently available to the reporting party via PTX Express on the SRO VIC website.

The interactions that will be available via the SBR platform are shown in the second half of the diagram, which include:

- Lodge Monthly Return
- Re-lodge Monthly Return
- Lodge Annual Reconciliation
- Re-lodge Annual Reconciliation

List Outstanding returns and List Historic returns are included in the 'List' component in core services. This document covers the 'List' services that are common across both the Payroll Tax Annual Reconciliation (PTAR) and the Payroll Tax Monthly Return (PTMR).

LIST OUTSTANDING OBLIGATIONS

The List Outstanding Obligations service is used to retrieve a list of outstanding obligations for a reporting party. Start and End dates are ignored.

A report type (PTMR/PTAR) filter is also available. If left blank, then all outstanding PTMR and PTAR returns within the current and previous financial year will be displayed.

An obligation is created approximately 3 weeks before its due date and remains outstanding until a return has been lodged.

The list will provide summary level information for each obligation.

LIST HISTORIC RETURNS

The List Historic Returns service is used to retrieve a list of previously lodged returns for a reporting party in the date range specified. The purpose of this service is to provide historic data – not to pre-fill for replacement lodgements.

A report type (PTMR/PTAR) filter is also available. If left blank, then all lodged PTMR and PTAR returns within the current and previous financial year will be displayed.

The list will provide lodgement summary level information for each obligation.

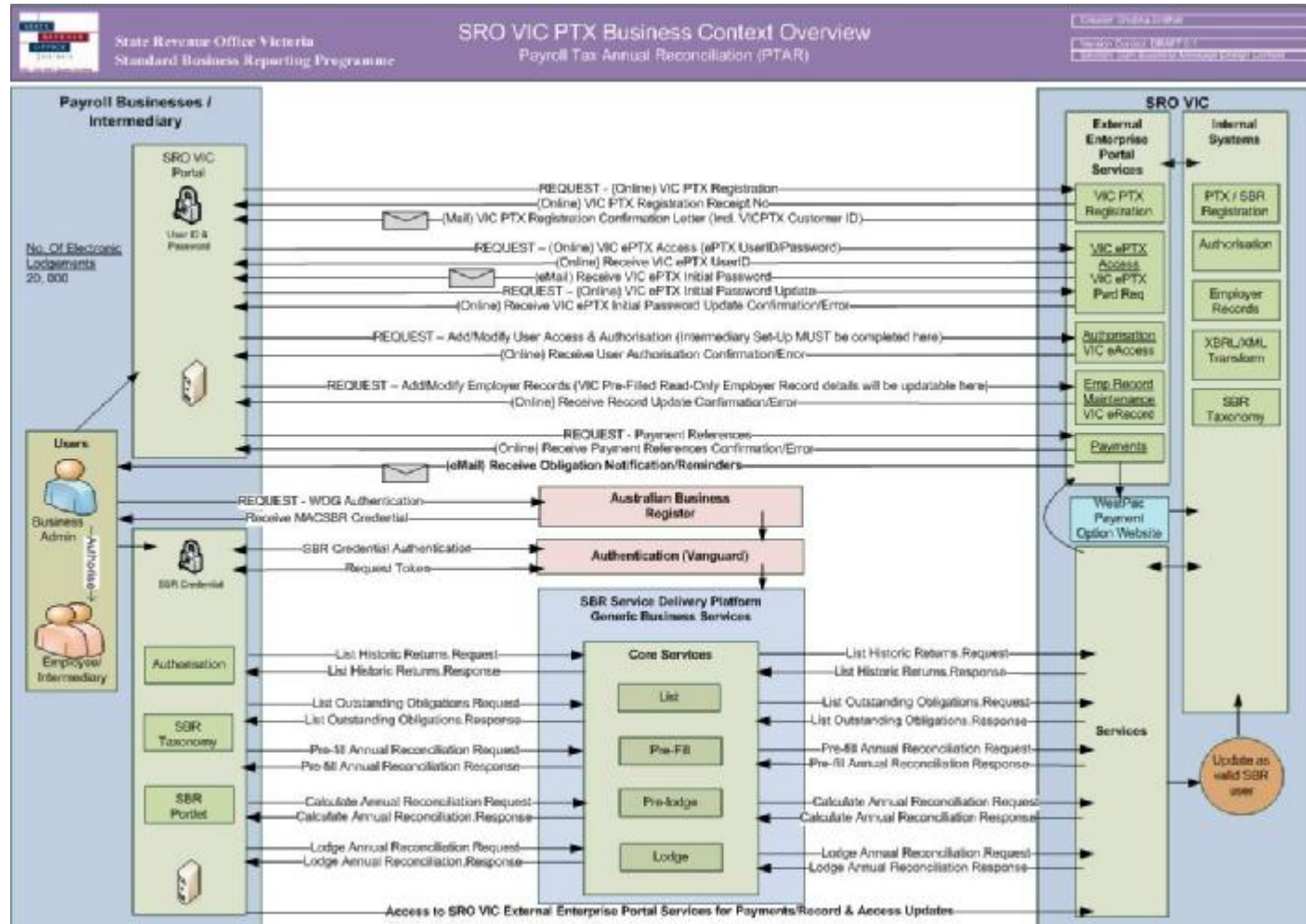


Figure 1 – PTX Business Context Overview for SRO VIC

3.1 BUSINESS APPLICABILITY PERIOD

SRO Vic accepts PTAR lodgements for a financial year from mid June to mid May. For example, from mid June 2010 until mid May 2011 lodgements are accepted for the 1 July 2009 to 30 June 2010 financial year. At any point in time a customer can only lodge for one financial year. That is, SRO Vic doesn't allow multiple reporting periods for annual lodgements.

If the SRO Vic reporting taxonomy changes for a particular financial year, such as a new wage component field being added, then SRO Vic will accept the new schema from mid June and no longer accept the old schema for lodgements.

If the SBR taxonomy changes without impact to the SRO Vic reporting taxonomy, then SRO Vic will continue to accept the existing taxonomy version and not accept new versions, until SRO Vic decides to upgrade to the latest taxonomy. From its release SRO Vic will only accept the new taxonomy version.

Similarly at a point in time SRO Vic accepts monthly lodgements against only one financial year. The acceptance period for monthly lodgements differs from annuals. Monthly lodgements commence in Mid July and continue until June 30th the following year. After that no more monthly lodgements for that financial year are accepted. Thus at any point in time only one version of a monthly lodgement is accepted.

However the monthly version accepted may move to a new version whilst the annual stays at the old, see table below for an example where schema versions 1.0 and 2.0 are released and version 2.0 has breaking changes; e.g. a new wage component.

<i>Period</i>	<i>Monthly Schema Version accepted</i>	<i>Annual Schema version accepted</i>	<i>Financial Year lodging for</i>	<i>Notes</i>
16/07/2009 – 15/05/2010	1.0	N/A	2009/2010	PTAR not available
16/05/2010 – 14/06/2010	1.0	N/A	2009/2010	PTAR not available
15/06/2010 – 30/06/2010	1.0	1.0	2009/2010	
01/07/2010 – 15/07/2010	N/A	1.0	2009/2010	PTMR not available
16/07/2010 – 15/05/2011	2.0	1.0	2009/2010	
16/05/2011 - 14/06/2010	2.0	N/A	2009/2010	PTAR not available
15/06/2011 – 30/06/2011	2.0	2.0	2010/2011	
01/07/2011 – 15/07/2011	N/A	2.0	2010/2011	PTMR not available

N.B the dates in this table are for illustration purposes only and will differ slightly each year

Figure 2 – Business Applicability Period

4 XBRL CONTEXT SPECIFICATIONS

The following sections define the context specifications that will be used within this MIG. The context types are allocated to the individual data elements within the message specifications below.

4.1 CONTEXT SPECIFICATION – REPORTING PARTY

This context type defines the reporting party (i.e. the primary entity to which the report directly relates to) and their jurisdiction, in this case VIC.

XBRL Instance Context Data Concept	Requirement	Instructions/Rules	Rule Imp	SBR Msg code
Context Identifier	Mandatory	This is a unique identifier used to link the data element to a defined XBRL context. SBR is recommending a four character id starting with "C" and a three digit sequential number for each context e.g. C001 1. Must be a valid value	1. XBRL	1. NA
Entity Identifier	Mandatory	This field must be set to the ABN that the business document instance relates to. 1. Must be a valid ABN 2. ABN must be registered with receiving agency	1. MIG 2. MIG	1. VIC.SRO.AUTH.19 2. SBR.GEN.GEN.13
Entity Identifier Scheme	Mandatory	1. This field must be set to " http://www.abr.gov.au/abn "	1. MIG	1. SBR.GEN.GEN.14
Entity Segment	Mandatory	1. Explicit member dimension ReportPartyType set to "h04.02.02:ReportingParty"	1. XBRL	1. NA
	Mandatory	1. Explicit member dimension AustralianStatesTerritoriesAndOffShoreAreas set to "h01.02.01:VIC"	1. XBRL	1. NA
Period Type	Mandatory	The period type must be set to the following start date and end date:		

XBRL Instance Context Data Concept	Requirement	Instructions/Rules	Rule Imp	SBR Msg code
Period Date - Start Date	Mandatory	1. Instructions & rules for both the Start and End Date will be provided at the message level.	1. NA	1. NA
Period Date - End Date	Mandatory			

5 SRO VIC PAYROLL TAX COMMON SERVICES INTERACTION MODEL

This section describes the sequence / workflow of common interactions that are provided through the SBR channel.

Common interactions are services that are used in both the PTMR and PTAR interaction models and are structured in a common folder in the taxonomy. The common interactions used by SRO VIC are List Outstanding Obligations Request, List Outstanding Obligations Response, List Historic Returns Request and List Historic Returns Response messages.

Details on how these common interactions are utilised in the monthly return are provided in the SRO VIC Payroll Tax Monthly Return MIG and details on how these common interactions are utilised in the Annual Reconciliation are provided in the SRO VIC Payroll Tax Annual Reconciliation MIG.

5.1 PREREQUISITES

To successfully interact through the SBR channel to SRO VIC, a business must be:

- Registered with SRO VIC for Payroll Tax (and have provided a valid ABN)
- Have a valid AUSkey credential
- Linked their AUSkey to their Payroll Tax customer number

SRO VIC will recognise and accept lodgements from intermediaries subject to authorisation by the customer.

To use the SRO VIC Online Payment Facility (direct debit) the client must be registered for Online Payments with SRO VIC.

To lodge a PTMR, the business must be registered on a monthly cycle. Every employer registered for payroll tax in Victoria must pay tax every month, unless the Commissioner of State Revenue (the Commissioner) has given approval to pay tax annually. If the Commissioner approves the employer to pay tax annually, then they only need to lodge a PTAR.

5.2 SERVICE SUMMARY

Refer to Section 5.2 – Service Summary in the SRO VIC Payroll Tax Monthly Return MIG and the SRO VIC Payroll Tax Annual Reconciliation MIG for details on the sequence, optionality and repeatability of the List Outstanding Obligations and List Historic Returns interactions in the periodic return and annual reconciliation services.

5.2.1 Lodge Interaction

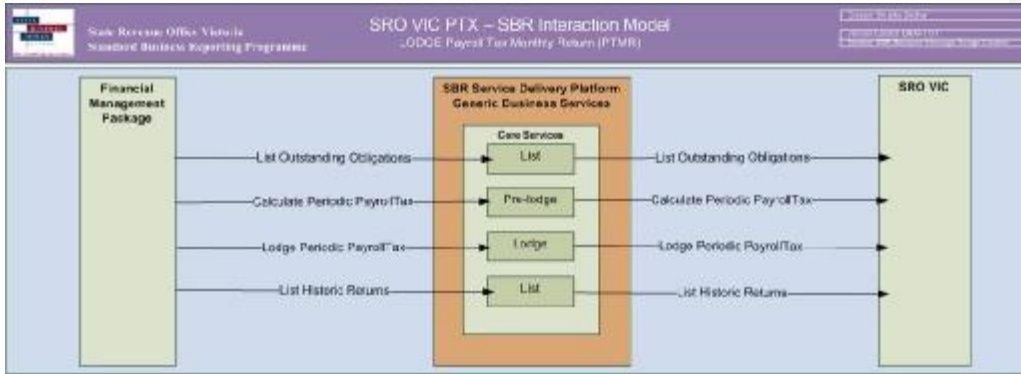


Figure 2 - Lodge Payroll Tax Monthly Return Workflow for SRO VIC

	Service Name	Mandatory	Repeatability
1	List Outstanding Obligations This service will enable clients to query a summary listing of their outstanding obligations	Yes	Yes

5.2.2 Re-Lodge Interaction

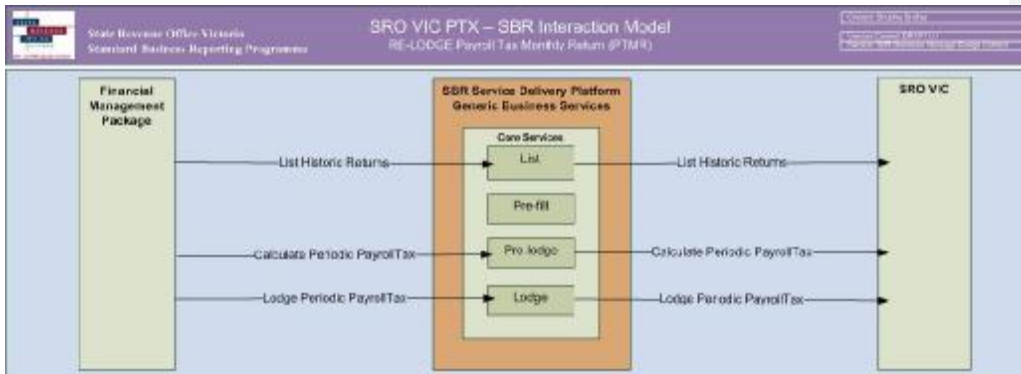


Figure 3 – Re-lodge Payroll Tax Monthly Return Workflow for SRO VIC

	Service Name	Mandatory	Repeatability
1	List Historic Returns This service will enable clients to query a summary listing of their lodgments for the current and previous financial year.	No *	Yes

* Mandatory if the software package does not hold data from the prior lodgement.

5.3 LIST HISTORIC RETURNS SPECIFICATIONS

Interaction Name	List Historic Returns
Description	<p>The purpose of this interaction is to enable businesses to request a summary listing of their current and previous financial year historical lodgements recorded by SRO VIC.</p> <p>All matching historic returns are returned where the period start and end date for the return fall between the Start Date and End Date in the context of the request message.</p> <p>This service can be called multiple times.</p>
Stakeholders	Business, State Revenue Offices
Pre-conditions	<p>§ Employer is registered for payroll tax in the State of Victoria</p> <p>§ Employer has activated their SRO VIC customer record for SBR access via SRO VIC's portal application PTX Express</p> <p>§ User has been authenticated via the VANguard Security Token Service (and the token is still valid). This token is valid across multiple transactions (until it expires).</p> <p>§ User is authorised to lodge payroll tax on behalf of the employer, as:</p> <ul style="list-style-type: none"> - an employee of the employer - as a representative of an authorised intermediary - as a representative of the Designated Group Employer, where the employer is an Ordinary Member of the group.
Post-conditions	<p>Success – The User will receive a list of Historic Returns.</p> <p>Failure – The User will receive an Error message indicating the cause of the failure</p>
Initiating party	Business
Channel	SBR
Core Service Map	List
Non-repudiation	No

5.3.1 List Historic Returns.Request - Message

5.3.1.1 Discoverable Taxonomy Set References

Schema	osrviccomn.listhistoricreturns.request.02.00.report.xsd
Linkbases	osrviccomn.listhistoricreturns.request.02.00.presLink.xml
	osrviccomn.listhistoricreturns.request.02.00.labLinkInfoCls.xml
	osrviccomn.listhistoricreturns.request.02.00.defLink.xml
	osrviccomn.listhistoricreturns.request.02.00.refLink.xml
Example Instance	osrviccomn.listhistoricreturns.request.02.00.sample.instance.xml
Schematron	N/A

5.3.1.2 Standard Business Document Header Content

The WIG provides the specification of the SBDH. The following table specifies the message specific data element values or any variations to the WIG.

Attribute Name	Instructions / Rules	Rule Imp	SBR Msg code
sbdm:Message.Type.Text	1. Mandatory - Value must be "osrviccomn.listhistoricroturns.request"	1. MIG	1. SBR.GEN.GEN.4

5.3.1.3 Standard Business Document Body Content

The following describes the facts and context that must be supplied within the XBRL instance document populated into the SBDB element BusinessDocument.instance.text

5.3.1.3.1 List Historic Request XBRL Context

Context Spec	Hypercube Name	Associated Segment Dimensions	Instructions / Rules	Rule Imp	SBR Msg code
Reporting Party	ReportingPartyVIC	ReportPartyType, AustralianStatesTerritoriesAndOffShoreAreas	1. There must be exactly one Context within the instance document. 2. The Start Date is set to the date from which to commence the search of Historic Returns. 3. The End Date is set to the date from which to complete the search of Historic Returns. 4. The Start Date must be within the current and previous financial years 5. The End Date must be within the current and previous financial years	1. MIG 2. MIG 3. MIG 4. MIG 5. MIG	1. SBR.GEN.GEN.19 2. SBR.GEN.GEN.18 3. SBR.GEN.GEN.20 4. VIC.SRO.PTX.52 5. VIC.SRO.PTX.52

5.3.1.3.2 List Historic Request Message Content Table

The following table contains the facts required in the instance document.

Context Specification – Reporting Party				
Seq No.	XBRL Fact	Instructions/Rules	Rule Imp.	SBR Msg Code
1	Report.Type.Code	1. Optional – but if provided, must be one of the following values: § “PTAR” § “PTMR”	1. MIG	1. VIC.SRO.GEN.3
2	Report.Submission.Date	1. Mandatory 2. Set to the current date	1. MIG 2. NA	1. VIC.SRO.GEN.2 2. NA

Field Code Changed

5.3.2 List Historic Returns Response - Message

5.3.2.1 Discoverable Taxonomy Set References

Schema	osrviccomn.listhistoricreturns.response.02.01.report.xsd
Linkbases	osrviccomn.listhistoricreturns.response.02.01.presLink.xml
	osrviccomn.listhistoricreturns.response.02.01.labLinkInfoCls.xml
	osrviccomn.listhistoricreturns.response.02.01.defLink.xml
	osrviccomn.listhistoricreturns.response.02.01.refLink.xml
Example Instance	osrviccomn.listhistoricreturns.response.02.01.sample.instance.xml
Schematron	N/A

5.3.2.2 Standard Business Document Header Content

The WIG provides the specification of the SBDH. The following table specifies the message specific data element values or any variations to the WIG.

Attribute Name	Instructions / Rules
sbdm:Message.Type.Text	1. Mandatory - Value must be "osrviccomn.listhistoricreturns.response"

5.3.2.3 Standard Business Document Body Content

The following describes the facts and context required to be supplied within the XBRL instance document populated into the SBDB element BusinessDocument.instance.text

5.3.2.3.1 List Historic Returns Response XBRL Context

Context Spec	Hypercube Name	Associated Segment Dimensions	Instructions / Rules
Reporting Party	ReportingPartyVIC	ReportPartyType, AustralianStatesTerritoriesAndOffShoreAreas	<ol style="list-style-type: none"> 1. There must be exactly one Context within the instance document. 2. The Start Date is set to the date from which to commence the search of Historic Returns. 3. The End Date is set to the date from which to complete the search of Historic Returns.

5.3.2.3.2 List Historic Returns Response Message Content Table

The following table contains the facts that may be returned within the instance document.

Elements that form part of common tuples but are not used by SRO VIC are indicated by “Not required by SRO VIC” in the ‘Instructions/Rules’ column.

On a response message the rules expected may include:

- “Mandatory” – if the data element will always contain a value.
- “Optional” – if the data element may be either populated, blank or the field is not included

To ensure that the following table is interpreted correctly please refer to Appendix A for a detailed description of each column.

Context Specification – Reporting Party		
Seq No.	XBRL Fact	Instructions / Rules
1	ObligationDetail (Tuple: zero to many)	
1.1	Report.Type.Code	1. Mandatory
1.2	Report.Name.Text	1. Mandatory
1.3	Period.Start.Date	1. Mandatory
1.4	Period.End.Date	1. Mandatory

Context Specification – Reporting Party		
Seq No.	XBRL Fact	Instructions / Rules
1.5	Period.Unique.Identifier	1. Mandatory
1.6	Lodgment.Due.Date	1. Mandatory
1.7	Obligation.Status.Code	1. Mandatory
1.8	LodgmentHistory (Tuple: zero to many)	
1.8.1	Lodgment.Channel.Code	1. Mandatory
1.8.2	BusinessDocument.BusinessGeneratedIdentifier.Text	1. Optional
1.8.3	Lodgment.Receipt.Identifier	1. Mandatory
1.8.4	Lodgment.Received.Date	1. Mandatory
1.8.5	Lodgment.Received.Time	1. Mandatory
1.8.6	PayrollTax.PayableTaxCalculated.Amount	1. Mandatory
1.8.7	IntermediaryDetails (Tuple: zero to many)	
1.8.7.1	Identifiers.AustralianBusinessNumber.Identifier	1. Mandatory
1.8.7.2	OrganisationNameDetails (Tuple: one only)	
1.8.7.2.1	OrganisationNameDetails.OrganisationalNameType.Code	1. Mandatory
1.8.7.2.2	OrganisationNameDetails.OrganisationalName.Text	1. Mandatory
1.8.8	Message.CredentialCommonName.Text	1. Mandatory
1.9	PayrollTaxPayment (Tuple: zero to many)	

Context Specification – Reporting Party		
Seq No.	XBRL Fact	Instructions / Rules
1.9.1	PaymentRecord.Transaction.Date	1. Optional
1.9.2	PaymentRecord.Payment.Amount	1. Mandatory
1.9.3	PaymentRecord.PaymentStatus.Code	1. Mandatory

5.4 LIST OUTSTANDING OBLIGATIONS SPECIFICATIONS

Interaction Name	List Outstanding Obligations
Description	<p>The purpose of this interaction is to enable businesses to request a summary listing of their outstanding obligations recorded by SRO VIC.</p> <p>All outstanding obligations for the current and previous financial years are returned, where the report type matches the report type supplied in the request (if provided).</p> <p>The Start and End dates are ignored.</p> <p>This service can be called multiple times.</p>
Stakeholders	Business, State Revenue Offices
Pre-conditions	<ul style="list-style-type: none"> § Employer is registered for payroll tax in the State of Victoria § Employer has activated their SRO VIC customer record for SBR access via SRO VIC's portal application PTX Express § User has been authenticated via the VANguard Security Token Service (and the token is still valid). This token is valid across multiple transactions (until it expires). § User is authorised to lodge payroll tax on behalf of the employer, as: <ul style="list-style-type: none"> - an employee of the employer - as a representative of an authorised intermediary - as a representative of the Designated Group Employer, where the employer is an Ordinary Member of the group.
Post-conditions	<p>Success – The User will receive a list of the outstanding obligations.</p> <p>Failure – The User will receive an Error message indicating the cause of the failure.</p>
Initiating party	Business
Channel	SBR
Core Service Map	List
Non-repudiation	No

5.4.1 List Outstanding Obligations Request - Message

5.4.1.1 Discoverable Taxonomy Set References

Schema	osrviccomn.listoutstandingobligations.request.02.00.report.xsd
Linkbases	osrviccomn.listoutstandingobligations.request.02.00.presLink.xml
	osrviccomn.listoutstandingobligations.request.02.00.labLinkInfoCls.xml
	osrviccomn.listoutstandingobligations.request.02.00.defLink.xml
	osrviccomn.listoutstandingobligations.request.02.00.refLink.xml
Example Instance	osrviccomn.listoutstandingobligations.request.02.00.sample.instance.xml
Schematron	N/A

5.4.1.2 Standard Business Document Header Content

The WIG provides the specification of the SBDH. The following table specifies the message specific data element values or any variations to the WIG.

Attribute Name	Rules / Values	Rule Imp	SBR Msg code
sbdm:Message.Type.Text	1. Mandatory - Value must be "osrviccomn.listoutstandingobligations.request"	1. MIG	1. SBR.GEN.GEN.4

5.4.1.3 Standard Business Document Body Content

The following describes the facts and context that must be supplied within the XBRL instance document populated into the SBDB element BusinessDocument.instance.text

5.4.1.3.1 List Outstanding Obligations Request XBRL Context

Context Spec	Hypercube Name	Associated Segment Dimensions	Instructions / Rules	Rule Imp	SBR Msg code
Reporting Party	ReportingPartyVIC	ReportPartyType, AustralianStatesTerritoriesAndOffShoreAreas	1. There must be exactly one Context within the instance document. 2. The Start Date is set to a valid date. 3. The End Date is set to a valid date.	1. MIG 2. MIG 3. MIG	1. SBR.GEN.GEN.19 2. SBR.GEN.GEN.18 3. SBR.GEN.GEN.20

5.4.1.3.2 List Outstanding Obligations Request Message Content Table

The following table contains the facts required in the instance document.

Context Specification – Reporting Party				
Seq No.	XBRL Fact	Instructions / Rules	Rule Imp.	SBR Msg Code
1	Report.Type.Code	1. Optional – but if provided, must be one of the following values: § “PTAR” § “PTMR”	1. MIG	1. VIC.SRO.GEN.3
2	Report.Submission.Date	1. Mandatory 2. Set to the current date	1. MIG 2. NA	1. VIC.SRO.GEN.2 2. NA

5.4.2 List Outstanding Obligations Response - Message

5.4.2.1 Discoverable Taxonomy Set References

Schema	osrviccomn.listoutstandingobligations.response.02.01.report.xsd
Linkbases	osrviccomn.listoutstandingobligations.response.02.01.presLink.xml
	osrviccomn.listoutstandingobligations.response.02.01.labLinkInfoCls.xml
	osrviccomn.listoutstandingobligations.response.02.01.defLink.xml
	osrviccomn.listoutstandingobligations.response.02.01.refLink.xml
Example Instance	osrviccomn.listoutstandingobligations.response.02.01.sample.instance.xml
Schematron	N/A

5.4.2.2 Standard Business Document Header Content

The WIG provides the specification of the SBDH. The following table specifies the message specific data element values or any variations to the WIG.

Attribute Name	Rules / Values
sbdm:Message.Type.Text	1. Mandatory - Value must be "osrviccomn.listoutstandingobligations.response"

5.4.2.3 Standard Business Document Body Content

The following describes the facts and context that must be supplied within the XBRL instance document populated into the SBDB element BusinessDocument.instance.text

5.4.2.3.1 List Outstanding Obligations Response XBRL Context

Context Spec	Hypercube Name	Associated Segment Dimensions	Instructions / Rules
Reporting Party	ReportingPartyVIC	ReportPartyType, AustralianStatesTerritoriesAndOffShoreAreas	1. There must be exactly one Context within the instance document. 2. The Start Date is set to the start of the previous financial year. 3. The End Date is set to the end of the current financial year.

5.4.2.3.2 List Outstanding Obligations Response Message Content Table

The following table contains the facts that may be returned within the instance document.

Elements that form part of common tuples but are not used by SRO VIC are indicated by “Not required by SRO VIC” in the ‘Instructions/Rules’ column.

On a response message the rules expected may include:

- “Mandatory” – if the data element will always contain a value.
- “Optional” – if the data element may be either populated, blank or the field is not included.

To ensure that the following table is interpreted correctly please refer to Appendix A for a detailed description of each column

Context Specification – Reporting Party		
Seq No.	XBRL Fact	Instructions / Rules
1	ObligationDetail (Tuple: zero to many)	
1.1	Report.Type.Code	1. Mandatory
1.2	Report.Name.Text	1. Mandatory
1.3	Period.Start.Date	1. Mandatory
1.4	Period.End.Date	1. Mandatory

Context Specification – Reporting Party		
Seq No.	XBRL Fact	Instructions / Rules
1.5	Period.Unique.Identifier	1. Mandatory
1.6	PayrollTax.Deduction.CalculatedTotal.Amount	1. Mandatory for PTMR; not provided for PTAR
1.7	Lodgment.Due.Date	1. Mandatory

APPENDIX A – THE MESSAGE CONTENT TABLE EXPLAINED

This section defines the table structure that **must** be used to define the context, structure, and rules of the data elements contained within the XBRL instance document – referred to as the message content table.

There will be a message content table for each context within the message. The grouping of the data elements in accordance to the context aligns to how the data elements are built into the XBRL taxonomy and this consistent presentation will assist Software Developers.

The message content table uses the following rows and columns:

Context Type (row at top of table): This is the name of the XBRL Context Specification or Context Instance which has been defined early in the MIG document.

Sequence Number: This is a sequential number used to indicate the expected order of the data elements within the instance document and to describe the structure of tuples. Data elements within a tuple are allocated a multilevel number to indicate the expected structure and order of the data elements contained within the tuple. If there are nested tuples then the sequence number goes to next numbering level. The following is an extract from a message content table which illustrates the sequence numbering and multi-levelling required to cater for tuples and nested tuples.

Seq No.	XBRL Fact
1.	PaymentMechanism (Tuple: zero to many)
1.1.	PaymentMechanism.PaymentMethod.Code
1.2.	PaymentMechanism.Instruction.Text
1.3.	DirectDebit (Tuple: zero to one)
1.3.1.	Payment Mechanism.Direct DebitAccount.Identifier
1.3.2.	Payment Mechanism.Direct Debit Name.Text
1.4.	DirectCredit (Tuple: zero to one)
1.4.1.	Payment Mechanism.Direct CreditAccount.Identifier
1.4.2.	Payment Mechanism.Direct CreditName.Text
1.4.3.	FinancialInstitutionAccount (Tuple: one only)
1.4.3.1.	FinancialInstitutionAccount.BankStateBranch.Number
1.4.3.2.	FinancialInstitutionAccount.FinancialInstitutionAccount.Number
1.4.3.3.	FinancialInstitutionAccount.FinancialInstitutionAccountName.Text
1.4.3.4.	FinancialInstitutionAccount.FinancialInstitutionBranchName.Text
1.4.3.5.	FinancialInstitutionAccount.FinancialInstitutionName.Text

Field Code Changed

XBRL Fact: This is the name of the data element to be reported. For example:

Identifiers.AustralianBusinessNumber.Identifier

Instructions / Rules: This column describes all the instructions / rules applicable to the data element. Each rule needs to be given a sequential number which links the rule to its implementation and message code. Rules would include information such as optionality, presentation criteria and the use of XML attributes such as IsVisible.

Rule Implementation: This column informs Software Developers how the rules specified in the Rules column will be provided.

NOTE: This column is only applicable for request messages and the column will not be present in the table for Response Messages.

There can only be the following options:

- XBRL – validation provided via the XBRL schemas and linkbases. Typically rules implemented via XBRL do not need to be specified within the MIG. Only those rules that are considered to provide necessary information to software developers should be defined within the MIG. An example of this is the rules associated with the domain values of a dimension within a context specification.
- Schematron ID – for rules that cannot be implemented using XBRL some agencies will provide a Schematron implementation of the rule. When Schematron is provided then the unique ID used to identify the rule within the Schematron file must be provided within the MIG. The following is an example of how this should appear in the column
.:Schematron ID = VICMIG001
- MIG - There will be situations where rules will not be provided to Software Developers in a machine readable format and the description of the rule in the MIG is all that will be provided. In this situation the Software Developer has the choice of either implementing the rule as specified within the MIG or to rely on the agency to validate the data element (the expectation is that the Agency will always test for this rule)
- Agency – This rule cannot be implemented by the Software Developer and can only be executed by the agency.

SBR Message Code: All messages returned via the SBR channel will contain a code to uniquely identify the condition that has occurred.

NOTE: This column is only applicable for request messages and the column will not be present in the table for Response Messages.

In order to allow codes to be managed in a distributed fashion, codes will take the following format:

{Jurisdiction}.{Agency}.{Function}.{Id}

represented by the regular expression

([A-Z0-9])+.([A-Z0-9])+.([A-Z0-9])+.([A-Z0-9])+

Initially

Jurisdiction = SBR | CMN | QLD | NSW | ACT | VIC | SA | WA | NT | TAS

Agency = Jurisdiction specific agency code

For CMN (Commonwealth), = ATO, ASIC, APRA, ABS

Field Code Changed

For SBR = GEN (i.e. SBR wide codes)

For States = OSR of Offices of State Revenue

Function = Agency specific functional area or GEN for agency wide codes

For SBR = GEN or FAULT

Id = function specific identifier (format may vary across agencies).

Examples are shown below;

SBR.GEN.FAULT.TOOMANYINSTANCES

CMN.ATO.TFN.OK

QLD.OSR.PRL.000001

The above structure recognises and caters for the current situation where agency errors are unharmonised, and will need to be passed through to client software.

The expectation is that for each rule identified within the message content table will have a corresponding message code however depending on the rule implementation a message code may not be relevant in which case Not Applicable (N/A) should be inserted into the rule's corresponding message code to make this clear to Software Developers. The follow table summaries what must be provided in the message code column in relation to the rules implementation choice.

Rule Implementation	Message Code
Schematron	Message Code needs to be provided against corresponding rule.
XBRL	Message Code not relevant – place N/A against corresponding rule.
MIG	Message Code needs to be provided against corresponding rule. The only exception is if the rule is associated with a rendering instruction to the software developer.
Agency	Message Code needs to be provided against corresponding rule.

The expectation is that each agency will populate a message repository with all error, warning and information messages that could be returned via the SBR channel. These messages will be allocated an SBR message code using the above mentioned code format. The Software Developer would then use the SBR message code provided via the MIG and the message repository to obtain the full details associated with the message.

Field Code Changed